

Loose lay

LVT designed
for high impact
and fast fitting

Easy installation

Lift + refit

0.55 mm wear layer

This is Amtico Access

Amtico Access loose lay tiles and planks are designed to meet the complex demands of commercial projects.

Amtico makes it possible.



Samples and support

We offer expert support worldwide with a free online global supply service for samples.

Full size samples are available from your Area Sales Manager.

Choose Access:



Quick and easy to install



Built to last

0.55_{mm}

Wear layer

24

Products

2

Sizes for simple installation

What's important to you is important to us.

From design to performance to service, every level of our commercial offer is defined by complete attention to the details that matter most to you. This collaborative creativity is why we're a market leader and the first choice for designers, architects and developers across the world.



INSPIRING
POSSIBILITY

An extraordinary range of products, palettes and patterns that give you the design choices to realise your creative vision.



What makes Amtico?

Three reasons why Amtico is the ultimate creative partner.

1 Flooring passion

We had the vision to see the possibilities in an integrated range of luxury vinyl tiles and high-performance carpets. A vision that created a market for designer flooring that is not only beautiful but flexible, durable and sustainable.

2 British design innovation

Because our in-house design team constantly analyses commercial design trends and specifier feedback, they can develop useable flooring designs that will ignite your imagination and meet the ever-shifting challenges of your sector.

3 Experienced service and support

At every stage of our collaboration, we speak your language. From product selection to on-site installation and maintenance advice, a dedicated specialist with experience in your sector will make sure your project runs smoothly.

Making an impact, but not on the environment

We've built our name pioneering innovative manufacturing and design solutions for modern living, and sustainable business practice underpins that. As industry leaders, it's natural we would set the standard for continuous product efficiency, waste reduction and material innovation.



You can see how we're revolutionising our working practices and challenging the industry norm at:

www.amtico.com/sustainability



Why choose Amtico Access?

For commercial environments where speed is essential, Access is the ideal flooring solution.

Made to the same exacting standards as all Amtico floors, Access loose lay LVT requires no permanent adhesive, so it can be laid quickly with minimal disruption, often directly onto an existing floor.

What is LVT?

Luxury Vinyl Tile flooring is made from PVC or Polyvinyl Chloride – a strong, long-lasting plastic polymer. One of the first manufacturers, Amtico has been a pioneer of Luxury Vinyl Tile flooring for more than 50 years, with a reputation built on collaborative creativity, enduring performance and unrivalled expertise.

Specify Amtico for:



Lasting appearance



Low maintenance



Easy cleaning

Amtico LVT is highly resistant to:



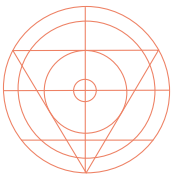
Heavy traffic



Dents



Marks and scuffs



EXPERT KNOWLEDGE

The unrivalled knowledge, expert support and bespoke service you'd expect from a market leader with over 50 years experience.

Simple and flexible loose lay LVT

Access is a loose lay product which needs very little floor preparation compared to a dryback LVT. It can be installed directly on to:

- Properly prepared concrete
- Existing wood subfloors
- Raised access flooring panels
- Existing resilient floors
- Terrazzo
- Ceramic (grout line should be filled)

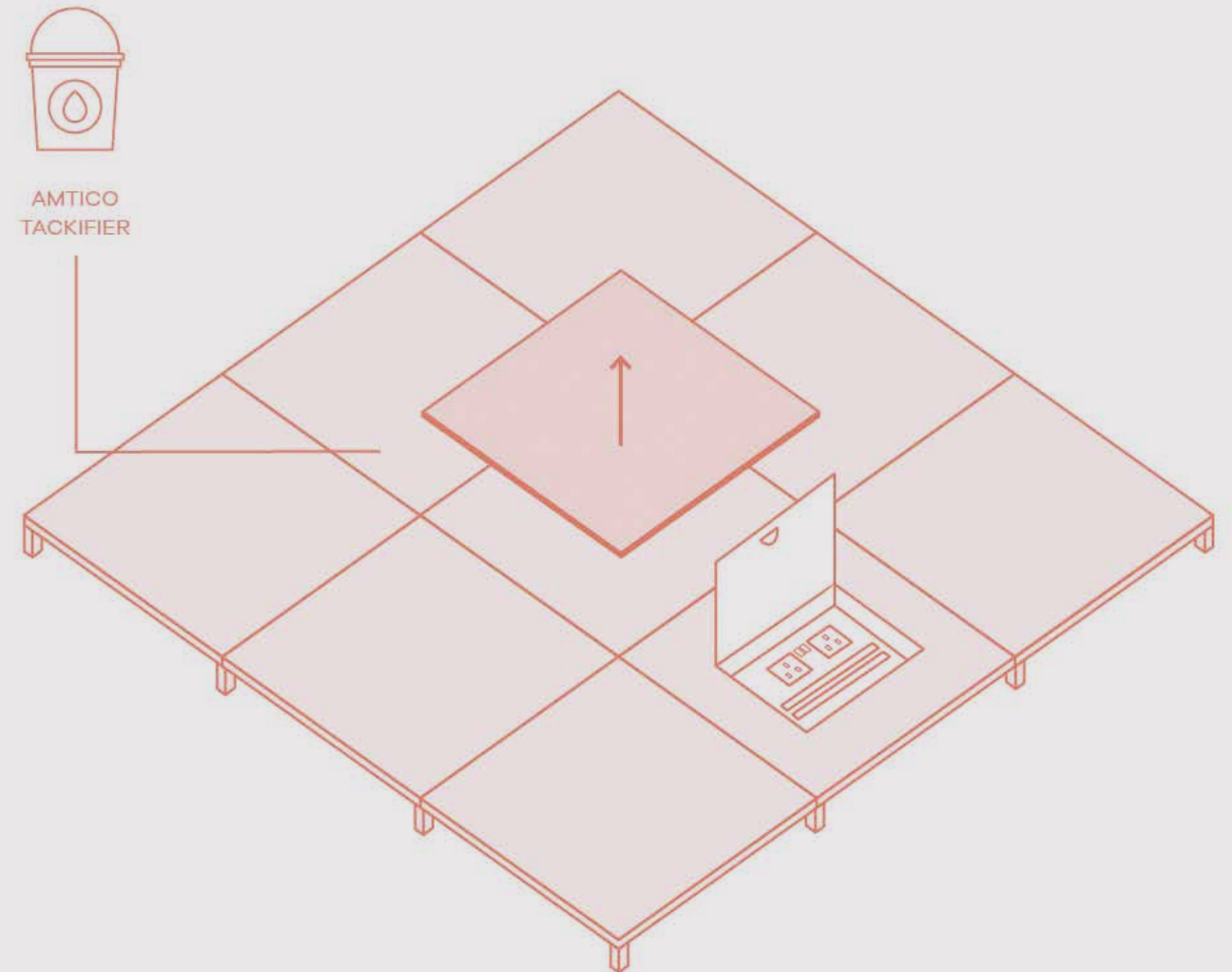


50%
Time saving*

25%
Cost saving*

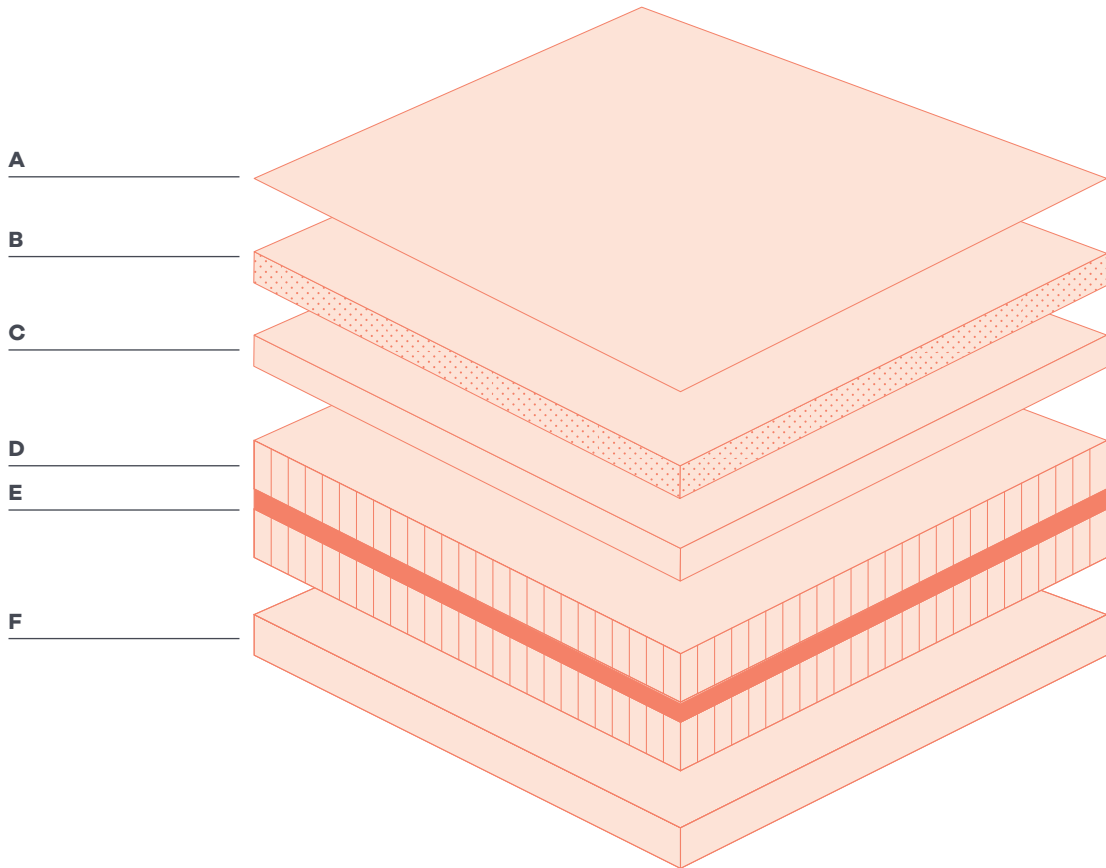
*Figures quoted are based on replacing an existing vinyl floor in a typical 50m² retail unit - December 2017.

We recommend Access is fitted using Amtico tackifier which makes the product easy to lift and replace. Tiles and planks can be fitted, lifted for maintenance and refitted repeatedly, without needing to reapply tackifier.



Amtico Access
Loose lay LVT designed for high impact and fast fitting

Total thickness of product: 5 mm



- A. Urethane coating**

B. High-density 0.55 mm wear layer
Gives excellent impact resistance and high clarity, allowing the products designs to shine through.


C. Design layer
Carefully crafted print films create the distinctive Amtico Wood, Stone and Abstract product designs.
- D. Core layer**
Contains up to 25% recycled pre-consumer content.

E. Fibreglass reinforcement layer
Reduced coefficient of thermal expansion and improved dimensional stability.


F. Backing layer
The foundation of the product which provides long lasting stability.

Low environmental impact

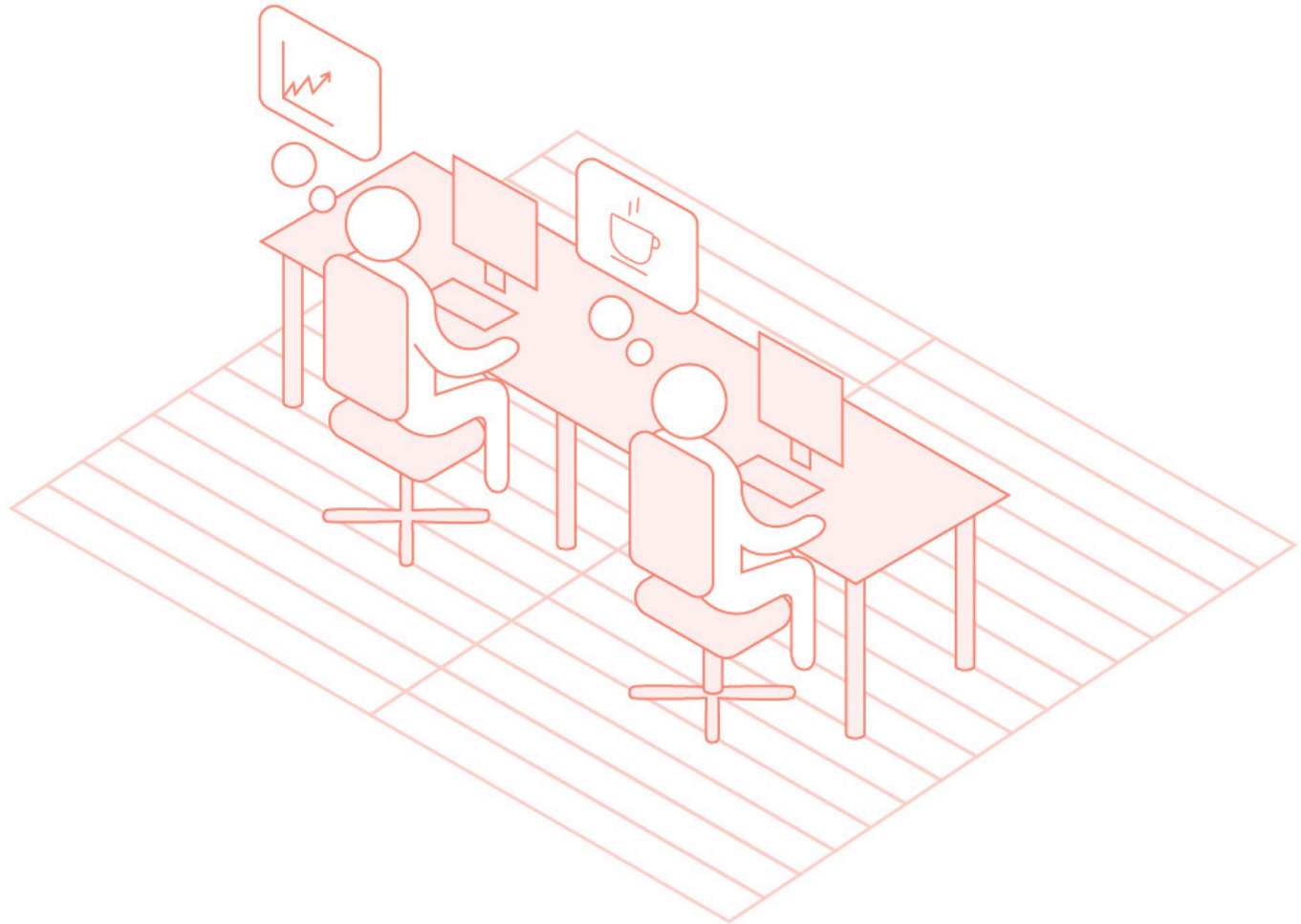
Access is a confirmed low-emissions product, meeting the most stringent VOC emissions requirements in Europe, and so supporting health and wellbeing within the workplace. Also, Access is a recyclable product, which can be turned back into flooring or other products.



Formaldehyde free



Phthalate free




Flexible workspaces

Unlimited design solutions

Access is the key to countless commercial flooring solutions, because it is designed to work seamlessly with other Amtico LVT collections and Amtico Carpet. Together, Access and Carpet make it possible to create original design schemes – expressing the purpose of a space and defining individual zones through infinite combinations of shapes, colours and textures.



10YR COMMERCIAL
WARRANTY


Amtico Access LVT
Shibori Jasmine
SX5W7800
Shown with:
Amtico Carpet
Network Stone
YDNETWT12252



Part of a complete flooring solution

Fit Amtico Access and Carpet with the same tackifier so installation is quick and straightforward. Plus, large commercial spaces can still be heated efficiently, as both Carpet and Access are compatible with underfloor heating.



Access & Carpet fit together effortlessly



AMTICO
TACKIFIER



UNDERFLOOR
HEATING


Amtico Access LVT
Dusky Walnut
SX5W2542
Shown with:
Amtico Carpet
Check Broadcloth
YCCHCT11957





Pale Ash SX5W2518



Bleached Elm SX5W2516



Honey Oak SX5W2504



Sun Bleached Oak SX5W2531



Traditional Oak SX5W2514



Dusky Walnut SX5W2542



Cirrus Air SX5W8100



Shibori Jasmine SX5W7800



Frosted Oak SX5W5020



Cavalier Oak SX5W5024



Winter Oak SX5W5021



Shibori Sencha SX5W7780

Wood



Exotic Walnut SX5W2541



Black Walnut SX5W2534



Shadow Oak SX5W5022

Wood designs: 1000 x 150 mm planks
Visuals are shown in suggested optimum sizes as indicated

Access is a loose lay LVT



Access Sun Bleached Oak SX5W2531

Stone



Ceramic Light SX5S1565



Ceramic Dark SX5S3566



Ceramic Ecu SX5S3592



Ceramic Flint SX5S2594



Dry Stone Clay SX5S4435



Linear Stone Black SX5S2405


Stone designs: 450 x 450 mm tiles
Visuals are shown in suggested optimum sizes as indicated

Access is a loose lay LVT

Abstract



Metropolis Grey SX5A6507



Satin Weave SX5A3805



Organza Weave SX5A3806

Abstract designs: 450 x 450 mm tiles
Visuals are shown in suggested optimum sizes as indicated

Access is a loose lay LVT

Locality:
Paris, France

Sector:
Office

Product:
**Amtico Access
Honey Oak SX5W2504
Ceramic Flint SX5S2594**

When IT services, software and telecoms solution provider Data Links revamped their office, they wanted to make sure that the space reflected their belief in workplace wellbeing. The new layout is designed to positively influence employees, with a mix of shared workspaces decorated in contrasting soothing and energising colours depending on the usage. Amtico Access loose lay flooring in Honey Oak was chosen for its warmth, luminosity and authentic wood finish, strong performance characteristics and easy maintenance. Ceramic Flint was used in the open kitchen area for its fresh, contemporary style.

Comfort
Warmth
Clear lines



For more Amtico projects visit
amtico.com/commercial/inspiration



Honey Oak's soft golden grain contrasts beautifully with the cool charcoal tones of Ceramic Flint.



Hamburg-Mitte District Office

Hard-wearing Calming Stone design

Locality:
Hamburg, Germany

Sector:
Administration

Product:
**Amtico Access
Dry Stone Clay
SX5S4435**

The administrative office of Hamburg-Mitte District is a busy, multifunctional space. Thousands of people each year visit for passports, identity cards and registrar services, so the interior needs to withstand a high level of footfall without compromising on aesthetics. The cool, calming shade of Amtico Access Dry Stone Clay has been used throughout the waiting rooms, corridors, communal areas and offices, with the loose lay option providing quick and easy installation.



"It was important to us to create a comfortable atmosphere for staff and customers and have a floor that was easy to clean. Amtico's products provided us with what we needed."

Nico Versace Architect,
Pbr Dipl.-Ing.
Planungsbüro Rohling AG

Product Availability

				Straight Grain	
				150.0 x 1000.0 mm (5.9 x 39")	450.0 x 450.0 mm (17.7 x 17.7")
Product Name	Product Code	Surface Texture	LRV Y Bracket		
WOOD					
Exotic Walnut	SX5W2541	Tick	11-20	•	
Cirrus Air	SX5W8100	Tick	51-60	•	
Shibori Jasmine	SX5W7800	Tick	31-40	•	
Shibori Sencha	SX5W7780	Tick	11-20	•	
Frosted Oak	SX5W5020	Rustic	31-40	•	
Winter Oak	SX5W5021	Rustic	11-20	•	
Shadow Oak	SX5W5022	Rustic	0-10	•	
Cavalier Oak	SX5W5024	Tick	21-30	•	
Pale Oak	SX5W2518	Tick	31-40	•	
Honey Oak	SX5W2504	Tick	31-40	•	
Sun Bleached Oak	SX5W2531	Tick	31-40	•	
Black Walnut	SX5W2534	Tick	0-10	•	
Dusky Walnut	SX5W2542	Tick	11-20	•	
Traditional Oak	SX5W2514	Tick	21-30	•	
Bleached Elm	SX5W2516	Tick	31-40	•	
STONE					
Dry Stone Clay	SX5S4435	Ceramic	11-20		•
Ceramic Light	SX5S1565	Ceramic	51-60		•
Ceramic Flint	SX5S2594	Ceramic	11-20		•
Linear Stone Black	SX5S2405	Ceramic	0-10		•
Ceramic Ecru	SX5S3592	Ceramic	41-50		•
Ceramic Dark	SX5S3566	Ceramic	21-30		•
ABSTRACT					
Satin Weave	SX5A3805	Ceramic	11-20		•
Organza Weave	SX5A3806	Ceramic	11-20		•
Metropolis Grey	SX5A5607	Ceramic	21-30		•

All products are urethane coated and microbevelled as standard. Please note all sizes and availability are correct at the time of press. Please contact your Area Sales Manager for the latest information.

Packaging Information

	150.0 x 1000.0 mm (5.9 x 39")	450.0 x 450.0 mm (17.7 x 17.7")
Plank/Tile per Box	12	10
M² per Box	1.8	2.03
Weight (kg) per Box	15	16.5
Boxes per Pallet	60	52
M² per Pallet	108	105.56
Weight (kg) per Pallet	915	875.5

Intended Use

- Amtico Access is particularly suitable for use in temporary installations or where tiles may need to be removed to allow access to floor panels
- In most cases Amtico Access should be installed with Amtico Tackifier, exceptions apply - see notes below.
- Amtico Access is recommended for use over properly prepared concrete, suspended wood, raised access floors, metal and other suitable substrates.
- The product should not be installed in unheated rooms or exterior locations.

Pre-installation

Check the quantities, colour and batch numbers before beginning the installation. Boxes of Amtico Access tiles should be removed from pallets and separated from one another as part of the acclimation process. Ensure that the heating/air conditioning is fitted and operating, alternatively, temporary heating or cooling may be used to maintain a constant temperature within the specified range. Tiles, adhesive/tackifier and subfloor must be allowed to stabilise to a constant temperature between 18°C-27°C (64-81°F) for a period of at least 24 hours before, during and after installation. If tiles and adhesive/tackifier have been stored outside of this temperature range, then it is recommended that acclimation between 18°C-27°C (64-81°F) is increased to 48 hours. Amtico Access tiles must be stored flat and kept away from direct sunlight, heaters or air vents for proper conditioning.

General Subfloor Preparation

Careful preparation is essential for excellent floor appearance and good tile adhesion. The subfloor must be hard, smooth, dry, free from undulations and level. Bring high spots level and fill low spots using an appropriate smoothing compound. In the UK, the floor should only be installed if the subfloor is sufficiently dry as per BS8203 showing a hygrometer reading less than 75% relative humidity (RH). The use of a primer may be required on porous sub-floors.

Concrete Subfloor

Existing concrete floors must be cleaned of grease, wax and any other foreign or loose matter. Solvents or other chemicals must not be used to remove existing adhesive residues. Any surface irregularities or imperfections must be corrected prior to installation.

Ceramic/Terrazzo/Stone Floors

Inspection should be carried out to ensure that all flooring is securely bonded. Any loose flooring must be removed, filled and levelled. Also fill and level grout lines with an appropriate smoothing compound.

Existing Resilient Floors

Amtico Access tiles can be installed over existing resilient flooring, provided the surface is cleaned of all contamination, including dressing. Inspection should be carried out to ensure that the existing flooring is securely fixed. Any loose flooring must be secured

Wood Floors

Wooden subfloors must be stable and solidly fixed; fill all joints and smooth any rough areas. It is recommended that they are then overlaid with minimum 6 mm exterior grade plywood.

Raised Access Floors

Ensure raised access panels are firm, level, smooth, clean, dry and free from defects. Manufacture of raised access panels should be in accordance with EN12825 (or equivalent) and installation requirements must meet the following standards;

- Lipping of panels must not exceed 0.75 mm
- Height differences between adjacent panels must not exceed 0.75 mm
- Gaps between panels should not exceed 1 mm
- Overall floor to be level within +/- 1.5 mm over a 5 m length

Unstable, uneven or poor quality panels should be suitably repaired prior to installation or overlaid with 6 mm plywood to avoid irregularities mirroring through the tiles.

Tile joints should be set out to avoid them falling on or close to the edge of a panel, this helps to ensure any height difference between panels is overcome.

Installation

If installing with Amtico Tackifier adhesive it should be applied using an appropriate roller to give a coverage of 50 - 100 grams per square metre. The tackifier must be allowed to dry to a clear tacky film, which could take 30 minutes or longer depending on site conditions, before placing the tiles.

Tessellation (quarter-turn) or Bonded Stone (brick) installation methods are required for all square format tiles.

When placing perimeter tiles into position it is recommended that they are cut neatly to size so that tiles can be installed without having to apply pressure or force them into place. Some customers may prefer to bond Amtico Access tiles permanently. This is the recommended option for some installations - see notes below for more information. Whatever method is chosen, on completion of the installation, roll the floor in two directions at right angles to each other using a 45kg roller with overlapping passes to ensure good contact between tiles, adhesive and substrate.

Notes

- In areas subject to potentially large changes in temperature, for example floors exposed to direct sunlight, or areas with underfloor heating, it is recommended that Amtico HT Adhesive or Universal 2-Part Adhesive is used to install tiles according to subfloor type. Permanent adhesion methods should also be used for areas with heavy rolling loads.
- The surface temperature of the tile should not exceed 27°C as temperatures above this can cause discoloration.
- In locations where there are large external windows, it is recommended that the heating effect of sunlight is minimised by the use of external canopies or by fitting thermal reflection film to windows.

Amtico Adhesives

- Amtico Tackifier: Semi-permanent installations on all subfloor types.
- Amtico PS, SF: Permanent installations in general areas (not suitable when bonding direct to metal subfloors).
- Amtico HT, HT Extra, Universal 2 Part: Permanent installations with temperature variations, underfloor heating or high rolling loads (HT not suitable when bonding direct to metal subfloors).

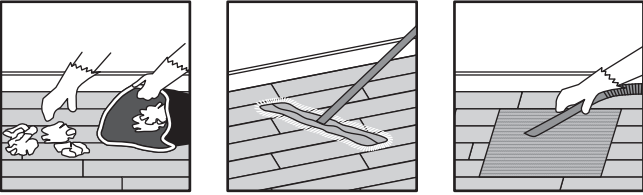
Further information

Contact AfterCare & Technical Services on +44 (0)2476 861409 or e-mail technical.support@amtico.com


All floors should be swept and dust mopped daily. In most cases, cleaning by manual mopping should be adequate, but spray cleaning may be required to remove heavier surface marking. Warning signs should be used to advise people that cleaning is in progress.

Routine Cleaning

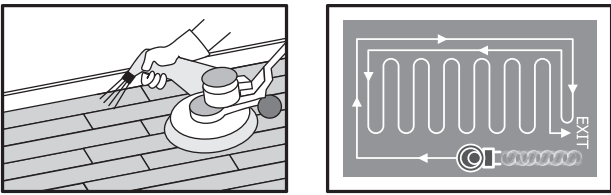
- Immediately wipe up all spills and thoroughly clean the area with a properly diluted solution of Amtico Maintainer.
- Dust mop, sweep or vacuum the floor and thoroughly clean all entry and interior matting systems on a daily basis.



- Damp mop or machine clean the floor daily or as needed using one of the options listed below (a micro-fibre mop may be used if preferred).
- Rinse the floors thoroughly to allow the surface to completely dry, and remove signs when finished.
- Manual Mopping: Manual mopping will remove soiling and the majority of surface marking.
 - Prepare a correctly diluted solution of Amtico Maintainer.
 - Using a two-bucket mopping system, apply a solution using a well wrung mop. Do not flood the floor with water.
 - Rinse the mop frequently and change the solution as necessary.



- Spray Cleaning: Spray cleaning can be used for light soil removal and removal of scuff marks. If the floor is heavily soiled it may be appropriate to carry out an initial manual clean with mop and bucket.
 - Pour a correctly diluted solution of Amtico Maintainer into a spray container.
 - Apply a fine mist of liquid on to an area of approximately 20 square feet (2 square metres) at a time.
 - Use a rotary buffing machine (approx. 450rpm) fitted with a red 3M nylon pad (or equivalent).



Note

- Use a non-staining matting system at exterior doors that is appropriate for soil load and weather conditions.
- Felt pads or furniture cups should be used under all furniture legs. Do not drag or slide objects across the floor.
- Amtico Access floors are not suitable for cleaning using a scrubber drier, unless tiles have been permanently adhered.
- Dressings should not be applied to Amtico Access floors unless they have been permanently adhered.





Caution

When kept clean and dry, Amtico Access floors have excellent slip resistant properties. However, in common with other smooth floor coverings water, grease or other liquids and contaminants on the surface of the floor can make them slippery. Overspray from furniture polish and other spray products should be avoided as they can cause slippery floors.

Further information

Contact our AfterCare & Technical Support helpline on +44 (0)2476 861409 (for general enquiries) or e-mail technical.support@amtico.com








Technical Specifications

Name	Standard	Symbol	Result
CE / DOP	EN 14041		CPR/AI/003
Usage Classification	EN ISO 10874 (EN 685)		23, 33, 42
Manufacturing Standard	EN ISO 10582 (EN 649)		Pass
Total Thickness	EN ISO 24346 (EN 428)		5,0 mm
Wear Layer Thickness	EN ISO 24340 (EN 429)		0,55 mm
Weight	EN ISO 23997 (EN 430)		7,800 g/m ²
Abrasion Resistance	EN ISO 10582 (EN 649)		Type 1 (Group T)
Residual Indentation	EN ISO 24343-1 (EN 433)		≤ 0,1 mm
Dimension Stability	EN ISO 23999 (EN 434)		≤ 0,25 % (typical value ≤ 0,15 %)
Dimensionsstabilitet / Curling	EN ISO 23999 (EN 434)		≤ 2 mm
Flexibility	EN ISO 24344 method A (EN 435)		Pass
Slip Resistance	DIN 51130 EN 13893		R10 Class DS
Chemical Resistance	EN ISO 26087 (EN 423)		Excellent
Light Stability	EN ISO 105-B02		≥ 6
Flammability / Smoke Emissions	EN 13501-1		B _{fl} -s1
Castor Chair Resistance (Type W)	EN ISO 4918 (EN 425)		Pass
Impact Sound Reduction	EN ISO 717-2		9 dB
Electrostatic Performance	EN 1815		≤ 2 kV
Emissions	Indoor Air Comfort Gold		IACG-352-03-07-2018
Emissions COV			A+
Environment	BRE Green Guide		Comparable to Green Guide generic elements 821570039 and 821570066, rated as A+/A
Phthalate Free			Yes
Surface Treatment			Urethane

For technical information about Amtico Access, please visit amtico.com
*For safety flooring with long-term retention of slip resistance refer to our 36+ products.

Accreditations

Our ethos is to combine creativity and innovation with the highest levels of quality – quality of design, manufacturing, product and service.

	The CE mark is confirmation by Amtico that our products are in compliance with European health, safety and environmental requirements (as required by Council Directive 89/106/EEC and detailed in EN 14041).		Amtico is a member of the professional association for flexible floor covering manufacturers in Germany.
	Amtico International GmbH is a member of the DGNB German Sustainable Building Council.		SOLS PVC Pro is the French professional organisation of PVC flooring manufacturers; standing for their shared values and commitments related to environment, comfort, regulation and communication.
	Amtico Access products are third-party certified for low-VOC emissions contributing towards good indoor air quality.		Sols Pvc [®] PRO
	Amtico Access products are manufactured using both phthalate-free and bio-based plasticisers except for recycled content.		Amtico Access complies with Indoor Air Comfort Gold version 6.0 and is certified as a low emissions product contributing to a healthy indoor environment.



Warranty

All Amtico Access products come with an Amtico commercial product warranty against wear-out. For full details, **visit amtico.com**



Amtico UK & European Sales

Solar Park Southside
Solihull, West Midlands
B90 4SH, UK
+44 (0) 121 745 0800
samples@amtico.com

Amtico Head Office

Kingfield Road
Coventry
CV6 5AA, UK
+44 (0) 24 7686 1400
samples@amtico.com

Amtico International Germany

Im Taubental 11
41468 Neuss, Germany
+49 (0) 2131 359 16 0
info@amtico.de

Amtico International France

12 Rue Pernelle
75004 Paris, France
+33 (0) 1 55 38 95 70
info@amtico.fr

Amtico International Scandinavia

Isafjordsgatan 22
164 40 Kista, Sweden
+46 (0) 8 584 233 24
info@amtico.se

Amtico International Asia

Room 2003
20/F OfficePlus Wan Chai
303 Hennessy Road
Hong Kong
+852 2327 7703
samples@amtico.com

Amtico International Middle East, Africa & India

8th Floor
Building Number 2
J&G DMCC, Dubai, UAE
+971 (0) 50 192 33 46
samples@amtico.com

Amtico International Australia & New Zealand

PO Box 752
Jimboomba
QLD 4280
Australia
+61 (0) 477708418
australia.orders@amtico.com

amtico.com

Visit amtico.com for more information on our product range, inspiring ideas, maintenance and installation advice. Every effort is made to achieve accurate reproduction of products in this brochure, however printing limitations can be misleading. Selection of products should be made from actual samples. Samples are small pieces cut from standard tiles. They give only a general indication of the design. Tone and shading can vary slightly from batch to batch and it is not possible to guarantee that the sample will exactly match the material supplied. The policy of the Company is one of continuous development and improvement and the right is reserved to add or delete from the range or change patterns without notification. All products are manufactured in line with EN649, EN ISO 10582 and EN1307. Brochure correct at the time of printing.

