



CUSTOM

MODULAR

VARVAGE

COLORS

Life is not a straight line®

CONTENTS

Bole Custom [10](#)

- Bolefloor [12](#)
- Bolefloor technical [20](#)
- Boleform [24](#)
- Boleform LiveEdge table [26](#)
- Boleform Iroko decking table [30](#)
- Boledeck [34](#)
- Boledeck technical [36](#)
- Bole Custom references [40](#)

Bole Modular [74](#)

- Curv8 [78](#)
- Curv8 technical [80](#)
- Deck6 [82](#)
- Thermory by Bole [86](#)
- Modular decking technical [88](#)
- Bole Modular references [92](#)

Varvage [108](#)

- Varvage technical [114](#)
- Varvage references [120](#)

Bole colors [124](#)



LIFE IS NOT A STRAIGHT LINE

We strongly believe this to be a good thing. It's what makes life exciting and fun; it's where we can express our love of nature and life; it's where we can embrace and celebrate the twists and turns, the imperfections that make us who we are. At Bole, we work hard to preserve and use the curves that nature gives us, in our products, in our work, in our lives. Our name comes from the Old English word "bole", the trunk of a tree.

OUR STORY

Founded in 2010, we started with the idea that we can leverage computer aided production methods to conserve wood by using most of it and to keep quality up, resulting in a truly unique product.

Over the years we have revised our production process, refining the software, training our people and streamlining our factory. Developing daily in everything we do, we work with our partners and customers to create new technologies that cater to different needs and tastes. Today, a start-up no more, we are a team of highly talented, skilled and motivated people, passionate about our mission and unwavering in our goal to provide the best product and service experience to our customers and partners. We attain this by offering a full scope of services including installation and maintenance, thereby maximizing customer satisfaction and ensuring a long-lasting relationship.

A technology company, providing know-how and technological advantages to our partners so they, too, can help us achieve our vision. A partnership network that spreads around the globe, with boots on the ground in every major market.



BOLEFLOOR 

BOLEDECK 

BOLEFORM 

BOLE CUSTOM

Our signature LiveEdge floorboards,
custom-made furniture and decking



NO TWO ARE ALIKE

Our floors are manufactured in limited editions and are always custom-made. Just like a fingerprint or a retina is unique to each person, so is Bolefloor for each project.

Each Bolefloor is tailor-made per the customer's request and test-assembled at least twice before shipping, to ensure the highest quality and a perfect match.

221918-2-10-1	221921-2-10-2	221924-2-11-2	221934-2-10-3	221939-2-10-4
222001-2-9-1	222021-2-9-2	221983-2-8-2	221950-2-9-3	
222001-2-9-1	222021-2-9-2	221983-2-8-2	221950-2-9-3	
222023-2-7-1	221928-2-7-2	221957-2-7-3	22205-2-7-4	
221981-2-6-1	221974-2-6-2	222017-2-6-3		
221987-2-5-1	221930-2-4-2	221970-2-5-3	221986-2-5-4	
221978-2-4-1	221920-2-4-2	221933-2-4-3		
222167-2-3-1	222005-2-3-2	221996-2-3-3	221986-2-3-4	
221929-2-2-1	221914-2-2-2	221972-2-2-3		
221909-2-1-1	221989-2-1-2	221996-2-1-3	221981-2-1-4	

Installation plan example

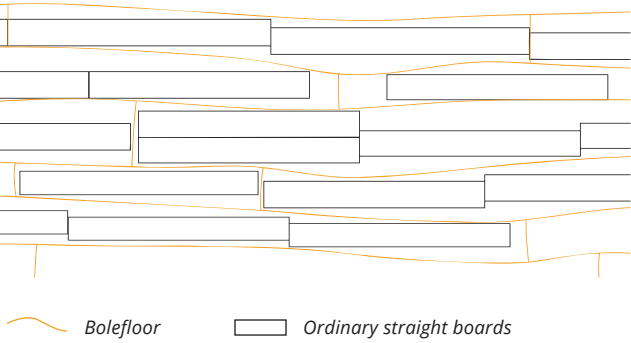





MORE FLOORS PER FOREST

Bolefloor is the world's first manufactured, naturally curved, hardwood flooring that follows a tree's natural growth. Our LiveEdge process manages and tracks each board from its raw lumber stage through final installation. Our technology allows us to preserve the natural curves of the wood, thus utilizing every tree maximally and giving a unique look to every floor.

A small ecological footprint and a natural look are achieved by processing every board individually with unique, software-guided, advanced woodworking machinery. Bolefloor's optimization technology means conservation of natural resources. Not only is the surface aesthetically appealing, but Bolefloor's innovations allow for more floors per forest.







PICK A STYLE, ANY STYLE

It's not only about the curves. Picking the right wood, the right grade and even how it looks with finish creates endless variety.


Bolefloor comes in numerous wood species and various quality grades. Combining this with a myriad of finishing techniques and your ideas will make your floor even more unique.



BOLEFLOOR IS AVAILABLE IN



Oak
Select, Natural, Rustic



Walnut
Natural



Cherry
Natural

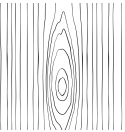


Ash
Select, Natural




Thermo Ash
Natural


QUALITY GRADING



Select
No sapwood or dark knots.
Healthy knots and "cat paw"
present.



Natural
Sapwood and small dark
knots present, as well as
healthy knots and "cat paw".



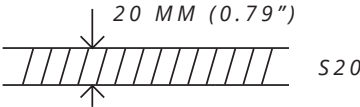
Rustic
Sapwood, dark knots and
filled cracks up to 2 mm
(0.079") in width can be
present.

Solid flooring is the soul of Bolefloor, but some conditions require an engineered solution. Bolefloor’s engineered product can be used over hydronic floor heating systems.

SOLID BOLEFLOOR S20



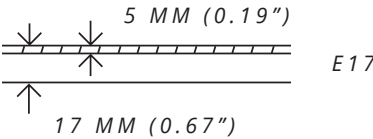
Overall thickness: 20 mm (0.79")
Length: 500–2950 mm (20"–10")
Width: ca. 100–350 mm (4"–14")
Overall weight up to: 13.8 kg/m²
(2.83 lbs/sqft)



ENGINEERED BOLEFLOOR E17



Core layer: Baltic birch plywood
Overall thickness: 17 mm (0.67")
Length: 500–2950 mm (20"–10")
Width: ca. 100–450 mm (4"–17.7")
Wear layer thickness: 5 mm (0.19")
Core layer thickness: 12 mm (0.47")
Overall weight up to: 11.8 kg/m²
(2.42 lbs/sqft)




BEVELS

Bolefloor is manufactured with 1.5 mm (0.059") bevels on the long edges and 1 mm (0.04") on the short edges for natural looks. Upon request bevels can be ordered in 0 mm, 1 mm (0.04") and 2 mm (0.079"). Flooring ordered without bevels will be delivered as unfinished and has to be sanded at the jobsite prior to finishing.



Boards with 1.5 mm (0.059") bevels on long edges and no bevels on short edges.



Boards with 1.5 mm (0.059") bevels on long edges and 1 mm (0.04") on short edges.



TECHNICAL CHARACTERISTICS

Exclusive flooring demands for exclusive finishing designed to meet the vision of the client. Factory finishing and individual color development available with oils and lacquers.

Unfinished flooring should be lightly sanded with 150 grit paper after installation for better oil or lacquer performance.

Bolefloor is strongly recommended to be installed glued down. The floor should be re-oiled once after installation for better durability. All Bolefloor products are connected using the tongue and groove method.

The technical specification of the product conforms to the requirements and contains the product compliance description pursuant to the EN 14342 standard.

Bolefloor hereby confirms that the floorboards comply with the 89/106/EEC Directive for Construction Products.
Thermal transmittance: 0.15-0.17 λ (W/mK)
Fire resistance class: C -s1
Formaldehyde emission: E1

SPECIAL ORDERS

For special orders production can accommodate up to 6000 mm (20') lengths and up to 450 mm (17.7") in width for one board. When circumstances require, engineered Bolefloor can be produced in special thicknesses of 14 mm (0.55") and 20 mm (0.79").

Please contact us for more technical details regarding product finishing and installation.



UNIQUE ACCENTS TO MATCH AND COMPLEMENT YOUR INTERIOR

Our LiveEdge technology lets the natural curves of the wood shine on almost any surface and allows you to create subtle accents, like a matching table or walls – your ideas, your choices, your possibilities.

Please contact us for a quote and technical details.



BOLEFORM LIVE-EDGE TABLE

Boleform LiveEdge tables are always tailor-made and one of a kind. It is the perfect combination of a wooden tabletop with modern glass legs creating a functional and tasteful solution for any interior. The boards of the tabletop follow the natural growth of a tree, thus creating a unique and exclusive design suitable for the dining room as well as an office.

Boleform tables are available in variety of tabletop measurements with an additional choice between wood species – Oak with Walnut inlay or Walnut with Maple inlay. The tables are finished with lacquer.

Tabletops are available with or without glass legs. Feel free to contact us to find a unique solution just for you.

Available tabletop measurements

1000 x 1500 mm (40" x 59")

1000 x 2000 mm (40" x 79")

1000 x 2500 mm (40" x 99")

1200 x 3000 mm (47" x 118")

1300 x 3500 mm (51" x 138")

Tabletop thickness: ca 56 mm (2.2")

Table height: 766 mm (30")

For more information and technical details please contact our sales team.





BOLEFORM IROKO DECKING TABLE

Made by combining the tropical Iroko wood with stylish tempered glass legs, Bole's curved decking tables help create an air of enchantment in any outdoor area. With the tabletop's dimensions of 2000 mm (79") in length, up to 1000 mm (40") in width it makes an ideal surface for those sunny day brunches and moonlit evenings with friends or family. The tabletop's thickness of 25 mm (1") provides a sturdiness and durability needed for outdoors and the curved boards add a little charm to any get-together.

Tabletop length: 2000 mm (79")
 Tabletop width: ca 970–1000 mm (38"–40")
 Tabletop thickness: 25 mm (1")
 Table height: 725 mm (28.5")

We are constantly looking for new materials to expand our product selection. For the latest updates visit our webpage and find us on social media.







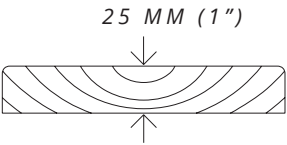
YOU DON'T STAY INSIDE, WHY SHOULD YOUR FLOORS

Boledeck allows you to extend your interior onto the deck or any outdoor surface, seamlessly bringing out what is inside with 25 mm (1") thick decking boards. Boledeck boards are prefinished at the factory to make installation quick and easy. For maximum durability, the decking should be re-oiled after installation.

We are constantly developing new products and broadening our range. For the latest updates visit our webpage and find us on social media.

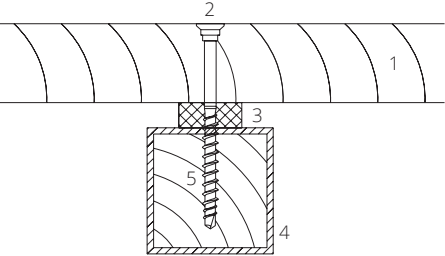
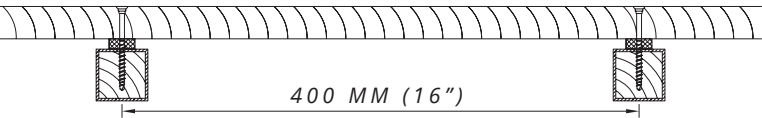


BOLEDECK



Overall thickness: 25 mm (1")
Board length: 500–2950 mm (20"–10')
Board width: ca. 100–250 mm (4"–14")
Overall weight up to: 16 kg/m² (3.28 lbs/sqft)

BOLE SUGGESTED DECK CONNECTION TO SUBFRAME



- 1) decking board
- 2) stainless steel screw
- 3) rubber
- 4) aluminium profile
- 5) wood insert

TECHNICAL CHARACTERISTICS

Solid thermally treated Ash Natural, kept in air-dry conditions with humidity approximately 12–18%.

Edges: Tongue and groove connection in shorter ends, longer sides without grooves with pencil-rounded R3 mm top edge.

Surface structure: Sanded with 80 grit paper.

Finishing: Board ends sealed with end grain sealer wax and boards finished with decking oil. Jobsite oiling after installation and subsequently every six months is highly recommended to ensure the long lasting performance of the product.

Boledeck application: A non-repeating pattern of indefinite amount of boards covers all areas seamlessly with every piece of the deck being unique and designed to fit perfectly with the next. As our indoor floors, Boledeck boards will be designed according to a pre-measured area plan with an addition of joist position indication. The boards' end joints will be designed to match joist positions, however a 400 mm (16") joist center-to-center step is suggested. A plan provided with merchandise will ensure a simplified installation.

Installation: For better performance, screw-down installation is strongly recommended together with proper ventilation of the sub-construction to assure better durability of the product.

Suggested gap between board rows: 6 mm (¼")

Application and ecological characteristics:

- Overall weight: ca. 16 kg/m² (3.28 lbs/sqft)
- Fire resistance class: *Cfl-s1
- Janka Hardness: 5.3 kN
- Average dried weight: 670 kg/m³ (41.83 lbs/cft)
- Natural durability against fungi: Class 2—durable (EN 350–2)
- Natural durability against termites: S—not durable (EN 350–2)

Please contact us for more technical details regarding decking parameters and installation options.



REFERENCES

We have been creating unique designs for both homes and commercial spaces for over a half a dozen years now.

Here is a look at how some of our designs have been used to give you inspiration for your own ideas. The sky is the limit.

Hotel Nira Montana
Italy





Skagen store
United Kingdom



Private apartment
Estonia





Hotel Kaisergarten
Germany

Private residence
United States

Project Designer Fox-Nahem
Peter Murdock Photography





Villa Tres Marías
Mexico





Private apartment
Barcelona, Spain

Honestly Designed Interiors
Lilya Koschcheeva
Maria Stepanova





Private villa
Mexico

Private apartment
Estonia





Award-winning kitchen
United Kingdom





Private residence
Lake Como, Italy

Private apartment
China



curv8
by BOLE

deck6
by BOLE

THERMORY
with BOLE

BOLE MODULAR

Bole technologies-based modular
curved flooring and decking

356 FORGOTTEN DEGREES

There are 360 degrees in the world, not only the 0, 45, 90 and 180 that represent the vast majority of the man-made world. We love nature with all its twists and turns, under every angle and we work very hard liberating them from the confines of the unimaginative prison that is yesterday's technology.

Modular by Bole is a floor system that, based on the most common shapes from nature, brings you an exciting, convenient, easy-to-plan and install new pattern floor solution like no other. Our technologies let us rescue all the forgotten shapes and curves to use more of the wood and produce more floors per forest.





NATURE'S FIT PAT. PEND.

Thanks to our patent pending Nature's Fit technology, we have preserved the 8 forms most true to the way they grew in nature. For every Curv8 floor, raw boards are selected to fit one of these eight forms. Curv8 modular technology retains the tree's original shape and grain lines, allowing material to be utilized in an eco-friendly manner and making pattern repetition unnoticeable. Modules are packaged in individual cartons for easier installation.



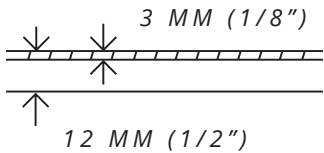
MATERIALS AND TECHNICAL CHARACTERISTICS

Curv8 board is 12 mm (1/2") thick with a 3 mm (1/8") noble timber wear layer and has bevels on all four sides. The boards are connected using the tongue and groove method. One module contains 8 boards totaling 2.8 m² (30 sqft).

ENGINEERED CURV8 E12



Core layer: Baltic birch plywood
Overall thickness: 12 mm (1/2")
Board length: 1800 mm (6')
Board width: 147-238 mm (6"-10")
Wear layer thickness: 3 mm (1/8")
Core layer thickness: 9 mm (0.35")
Overall weight up to: 8.5 kg/m² (1.74 lbs/sqft)



BEVELS



Curv8 is manufactured with 0.8 mm (0.03") bevels on both the long and short edges for natural looks.


For your better assistance we have developed a tool to calculate the exact amount of Curv8 modules you will need for your project. Please contact our sales team for inquiries and further information.



CURV8 IS AVAILABLE IN

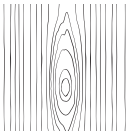


Oak
Natural



Thermo Ash
Natural


QUALITY GRADING



Select
No sapwood or dark knots.
Healthy knots and "cat paw"
present.



Natural
Sapwood and small dark knots
present, as well as healthy knots
and "cat paw".



Rustic
Sapwood, dark knots and filled
cracks up to 2 mm (0.079") in width
can be present.

SPECIAL ORDERS

By special order, 12 mm (1/2") Curv8 with a wear layer of 3 mm (1/8") is available in Oak Rustic and Select. 7.7 mm (0.3") Curv8 with a wear layer of 1.2 mm (0.05") is available in Oak Natural and Rustic.

For special orders please contact our sales team to check availability and for full information.

deck6
by BOLE

BRING YOUR PERSONALITY OUTSIDE WITH YOU

Deck6 allows you to extend your interior onto the deck or any outdoor surface. The 25 mm (1") thick Iroko wood is perfect for outdoor use due to its good weather-resistant characteristics. Deck6 modules are pre-finished at the factory to make installation quick and easy.

For better durability, the decking should be re-oiled after installation and subsequently on a regular basis depending on the local climate conditions.

Please visit our website for more technical details regarding our Modular products' technical parameters and installation guides.





THERMORY

with B O L E

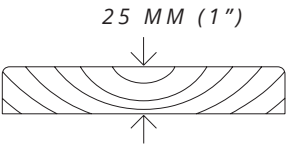
Thermory with Bole follows the Deck6 principle while using thermo-treated Ash and creating an even more eclectic pattern. The six-piece curved decking module matches the next module perfectly, creating an endless repeating pattern with a natural look.

Thermory with Bole combines the dimensional stability, durability, rich dark tone and gorgeous grain of Thermo Ash with the distinctive curved design. The deck boards are 21 mm (0.83") thick and 90–180 mm (3.5"–7") wide with the fixed length of the boards being 2400 mm (95").

Please visit our website for more technical details regarding our Modular products' technical parameters and installation guides.

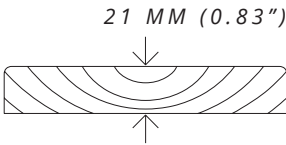


DECK6



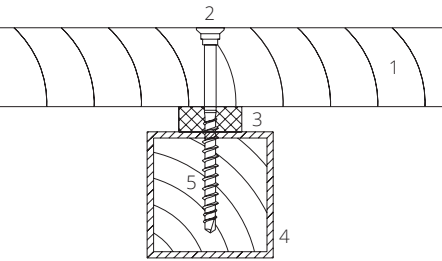
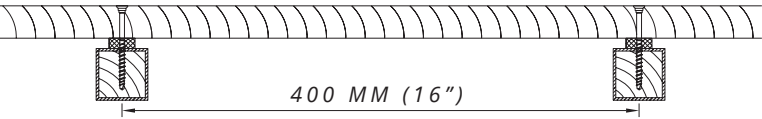
Overall thickness: 25 mm (1")
Length: 2400 mm (95")
Width: 100-190 mm (4"-7.5")
Overall weight up to: 16 kg/m²
(3.28 lbs/sqft)

THERMORY



Overall thickness: 21 mm (0.83")
Length: 2400 mm (95")
Width: 90-180 mm (3.5"-7")
Overall weight up to: 13.4 kg/m²
(2.75 lbs/sqft)

BOLE SUGGESTED DECK
CONNECTION TO SUBFRAME



- 1) decking board
- 2) stainless steel screw
- 3) rubber
- 4) aluminium profile
- 5) wood insert



DECK6 TECHNICAL CHARACTERISTICS

Solid Iroko kept in air-dry conditions, humidity approximately 10–14%.

Board length: 2400 mm (95")
Board width: 100–190 mm (4"–7.5")
Overall thickness: 25 mm (1")

Edges: Tongue and groove connection in shorter ends, longer sides without grooves with pencil rounded R3 mm top edge.

Surface structure: Sanded with 80 grit paper.
Factory finishing: One layer of oil finish on four sides with wax on short ends.

Deck6 application: The repeating pattern of 6 boards covers all areas seamlessly. The board length repeat is perfectly suitable for 400 mm (16") joist center-to-center step with the boards' ends required to match joist positions. A plan provided with merchandise will ensure a simplified installation. To minimize timber loss, module placement calculation and exact installation guidance by Bole is available upon presenting the deck's layout in major CAD file format.

Installation: For better performance, screw-down installation is strongly recommended together with proper ventilation of the sub-construction to assure better durability of the product.

Minimal factory suggested gap between board rows: 6 mm (¼")

One module contains 6 boards totaling 2 m² (21.5 sqft) of decking including 6 mm (¼") gaps. The product is packaged on pallets.

Application and ecological characteristics

Overall weight: ca. 16 kg/m² (3.28 lbs/sqft)
Fire resistance class: *Cfl-s1
Janka Hardness: 5.6 kN
Average dried weight: 650 kg/m³ (40.58 lbs/cft)
Natural durability to fungi: Class 1–2—very durable to durable (EN 350–2)
Natural durability to termites: D—durable (EN 350–2)

For your better assistance we have developed a tool to calculate the exact amount of decking modules you will need for your project. Please contact our sales team for inquiries and further information.



THERMORY WITH BOLE TECHNICAL CHARACTERISTICS

Characteristics: Solid thermally treated Ash Natural, kept in air-dry conditions; humidity approximately 14–18%.

Board length: 2400 mm (95")
Board width: 90–180 mm (3.5"–7")
Overall thickness: 21 mm (0.83")
Acceptable dimension fluctuation tolerances: +/- 1 mm (0.04")

Edges: Tongue and groove connection in shorter ends, longer sides without grooves with pencil rounded R3 mm top edge.

Surface structure: Sanded with 80 grit paper.

Thermory application: The repeating pattern of 6 boards covers all areas seamlessly. The board length repeat is perfectly suitable for 400 mm (16") joist center-to-center step with the boards' ends required to match joist positions. A plan provided with merchandise will ensure a handy installation. To minimize timber loss, module placement calculation and exact installation guidance by Bole is available upon presenting the deck's layout in major CAD file format.

Installation: For better performance, screw-down installation is strongly recommended together with proper ventilation of the sub-construction to assure better durability of the product. In case of uncertainty, please ask us for advice regarding tools and accessories.

Minimal factory suggested gap between board rows: 6 mm (¼")

One module contains 6 boards totaling ca. 1.8 m² (19.4 sqft) of decking, including 6 mm (¼") gaps. The product is packaged on pallets.

Application and ecological characteristics:

Overall weight: ca. 13.4 kg/m² (2.75 lbs/sqft)
Fire resistance class: *Cfl-s1
Janka Hardness: 5.3 kN
Average dried weight: 670 kg/m³ (41.83 lbs/cft)
Natural durability against fungi: Class 2—durable (EN 350–2)
Natural durability against termites: S—not durable (EN 350–2)

We are constantly developing new products and broadening our range. For the latest updates visit our webpage and find us on social media.

REFERENCES

Sometimes inspiration comes from seeing great art; sometimes, it arises from the little things. Here's a look into some projects we have done over the years.

Office
Germany





Löfbergs Lila Coffee Shop
Sweden





ALTO Restaurant
Taiwan









Darwin's Cafe
Portugal



VARVAGE

Variable width and length hardwood flooring

I don't want to get to the end of my life and find that I lived just the length of it. I want to have lived the width of it as well.

Diane Ackerman

THERE IS MORE TO LIFE THAN JUST THE LENGTH

There has always existed a difference of opinion between man and nature, with compromises being a rare exception. Until we start growing trees square and straight they will always give us floorboards of variable lengths and widths. We find it unwise to fight against nature.

Using Bole's material saving technologies we are able to find a perfect balance between what people expect their flooring to be like and what nature provides us. We break the traditional, monotonous pattern by making the differences match. The result is absolutely beautiful.



MATERIALS AND TECHNICAL CHARACTERISTICS

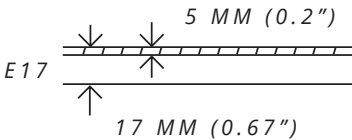
Varvage board is 17 mm (0.67") thick with a 5 mm (0.2") noble timber wear layer and has bevels on all four sides. The boards are connected using the tongue and groove method.

Varvage is produced in mixed widths of 180 mm (7"), 210 mm (8.25") and 240 mm (9.5"). Every order contains about 1/3 of each width per number of rows. The lengths of Varvage are 1000 mm (3.25')–2900 mm (114.17"). About 70% of the order is supplied in lengths longer than 2000 mm (78.7").


ENGINEERED VARVAGE E17



Core layer: Baltic birch plywood
Overall thickness: 17 mm (0.67")
Lengths: 1000 mm (3.25')–2900 mm (114.17")
Widths: 180 mm (7"), 210 mm (8.25"), 240 mm (9.5")
Wear layer thickness: 5 mm (0.2")
Core layer thickness: 12 mm (1/2")
Overall weight up to: 11.8 kg/m² (2.42 lbs/sqft)




BEVELS



Varvage is manufactured with 1.1 mm (0.04") bevels on the long edges and 0.7 mm (0.03") on the short edges for natural looks.

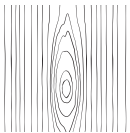


VARVAGE IS AVAILABLE IN



Oak
Natural


QUALITY GRADING



Select
No sapwood or dark knots. Healthy knots and “cat paw” present.



Natural
Sapwood and small dark knots present, as well as healthy knots and “cat paw”.



Rustic
Sapwood, dark knots and filled cracks up to 2 mm (0.079") in width can be present.

SPECIAL ORDER

By special order Varvage is also available in Ash. Please contact our sales team for more details and to check availability.



BREATHE LIFE INTO EVERY ROOM

Celebrating uniqueness and individuality, Bole offers an exclusive variety of hardwood floorings, straight or curved, for commercial buildings or residences, from kitchens to nurseries. Our technology and the experience of our designers allow us to fulfill the vision you have and make any of our floors match to create a feeling of completeness throughout the house. Every final product is an homage to nature, carrying the air of originality, hoping to soothe and to inspire.



REFERENCES

The London boutique of the brilliant designer Paul Smith, exhibiting an inspiringly flawless combination of straight and curved floorboards tailor-made by Bole.





BOLEFLOOR 

curv8
by BOLE


VARVAGE
with BOLE

COLORS

Inspired by nature and custom-made for you

A BLEND OF NATURE AND TECHNOLOGY

Great design lies in pondering, in details that eventually make up the whole, binding an interior together. Our expertise and high-end materials let us provide designer finishes in a careful process through which we create custom-made tones and details to suit the customer's needs and wishes. Using new, state-of-the-art finishing machinery together with the highest quality toning and finishing materials, we are able to develop a vast array of different colors and effects, providing you with some of the diversity we all desire in life. We combine advanced technology and brilliant materials with artisanal handicraft to satisfy the palates of architects and designers with carefully blended tones.



OAK COLORS, INSPIRED BY NATURE

Our finishing process and materials allow us to develop a wide range of colors and effects – from the subtlest of tints to the most colorful of flairs.

Inspired by the natural beauty of some of the world's greatest rivers, never straight but always giving life to people and the environment around them, we have selected some possible variations to get the imagination going.




Prut
color code 153, brushed

Flowing through the varied landscapes of Europe, Prut feeds and powers three nations.
The dark hints of the wintry landscapes are a truly breathtaking sight.



Khong
color code 154, brushed

As it cuts through the Sam Phan Bok rock canyons in Thailand, the mighty Khong seems to swallow the sunrise, exuding an almost golden, sandy glow.





Tungnaá
color code 142, brushed

Flowing through the crevices of the volcanic marvel that is Iceland the Tungnaá takes on a frozen, almost silver hew.



Caño Cristales
color code 155, brushed

Routinely referred to as the liquid rainbow, the Caño Cristales can produce some of the most vibrant colors. The red hue, given to it by the minerals in the riverbed, almost feels like it was not created on this planet.



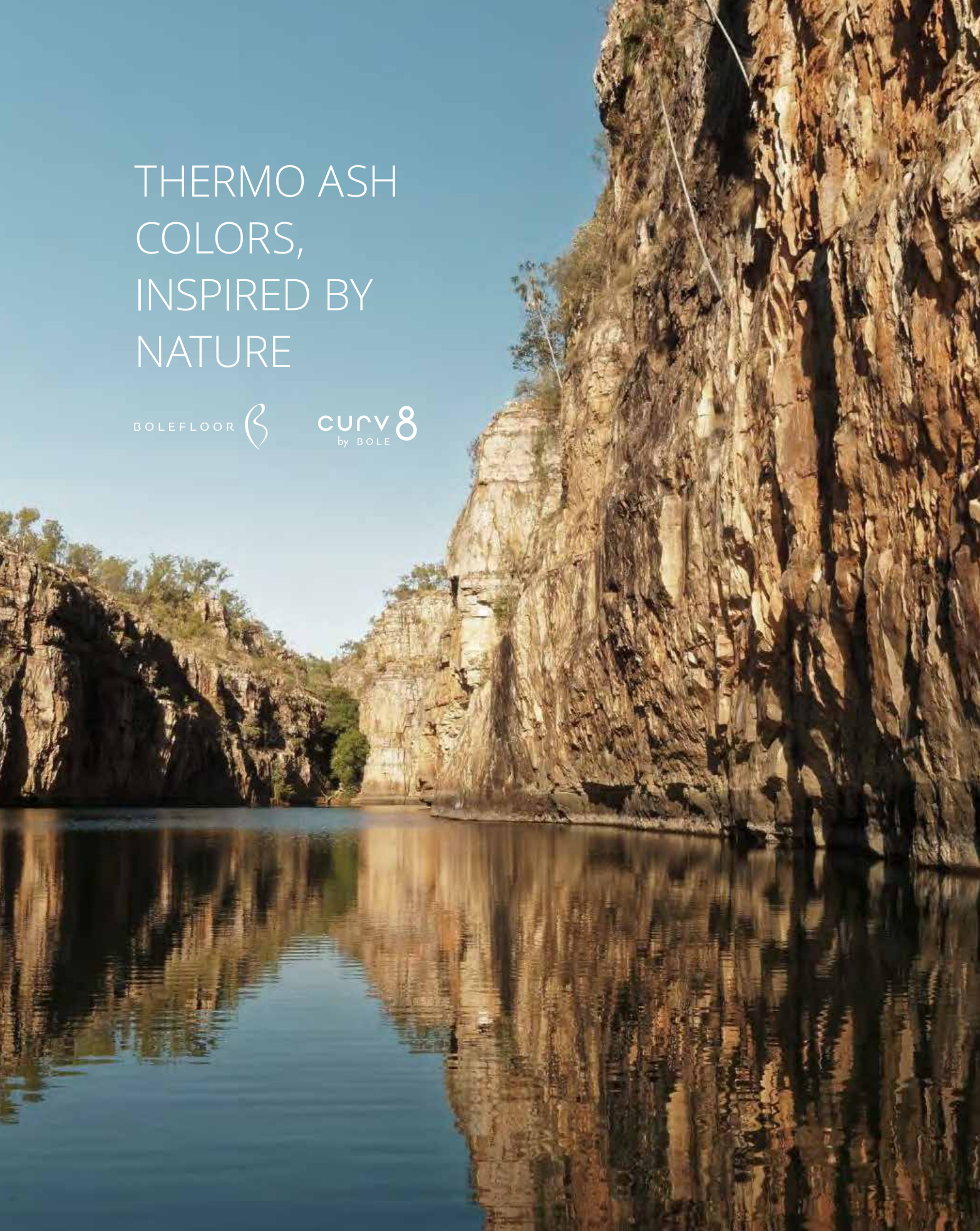


Pedja
color code 145

This river winds through the rolling pine and spruce forests of Estonia.
As quiet, subtle and natural as it gets in this beautiful part of the world.

THERMO ASH COLORS, INSPIRED BY NATURE

BOLEFLOOR  **curv8**
by BOLE




Katherine
color code 201


Tranquil as it flows, the Katherine still carves her gorge as the surrounding sandstone cliffs lend the waters a hint of red from their ancient palette.



Selfoss
color code 202

The moon seeps through the midnight clouds in the north of Iceland, its frail light easing the spellbinding darkness on the ground, where the roaring fall of the Selfoss knows no silence.





Uvac
color code 203

Through the rugged and rich terrain of Serbia, the Uvac meanders, imbued with the warmth of the Mediterranean sun and the crisp mountain winds.

OAK COLORS

Available for Bolefloor, Curv8 and Varvage



Memuru
color code 143




Bruarfoss
color code 128



Reshi
color code 117



Mera
color code 144,
brushed



Noatak
color code 124



Semuc Champey
color code 146,
brushed



Tungnaá
color code 142,
brushed



Aragon
color code 147



Lena
color code 120




Pedja
color code 145



Laeva
color code 122



Khong
color code 154,
brushed



Fitz Roy
color code 148,
brushed



Serrano
color code 129



Caño Cristales
color code 155,
brushed



Tara
color code 121



Basgo
color code 127



Tellico
color code 152,
brushed



Zambezi
color code 106



Godafoss
color code 150




Rio Grande
color code 149



Fraser
color code 119



Rio Dulce
color code 151,
brushed



Prut
color code 153,
brushed

THERMO ASH COLORS

Available for Bolefloor and Curv8



Katherine
color code 201



Selfoss
color code 202



Uvac
color code 203

Wood is a product of nature - each tree has its own structure and individual color combination. The colors are indicative and variations in screen settings and printing may occur. Always check real life samples to be sure of the chosen color. Ask for current listing of the colors.

The list is never complete; nature's diversity in colors and hues will not allow it. Ask us about individual color development to find the exact tone that suits you.

Bole International

contact@bole.eu
+372 552 7220
www.bole.eu

Bole US

contact@bole.us
+1 434 767 8877
www.bole.us

In order to make things run smoother, we provide a full range of customer care services from product installation to maintenance – contact our sales team for more information.

To ensure your Bole products do not lose their natural beauty be sure to follow the maintenance guidelines on our webpage or contact our sales team for further instructions.

August 2018



Life is not a straight line®

