



LG Hausys Headquarter Fl. 15-19, One IFC, 10 Gookjegeumyoong-Ro, Yeongdeungpo-gu, Seoul, Korea Email : lginfo@lghausys.com

Sales Subsidiary

|                                                                                                                                                    |                                                                                                                                                                       |                                                                                                                                           |
|----------------------------------------------------------------------------------------------------------------------------------------------------|-----------------------------------------------------------------------------------------------------------------------------------------------------------------------|-------------------------------------------------------------------------------------------------------------------------------------------|
| <b>U.S.A. (Atlanta)</b><br>LG Hausys America, Inc.<br>900 Circle 75 Parkway,<br>Suite1500, Atlanta. GA 30339<br>TEL : 1-678-770-0873               | <b>CHINA (Shanghai)</b><br>LG Hausys Trading Co., Ltd. 19F Magnolia Plaza<br>No.777 Hongqiao Road, Xuhui District, Shanghai,<br>China 200030<br>TEL : 86-21-5241-6600 | <b>EUROPE (Frankfurt)</b><br>LG Hausys Europe GMBH<br>Lyoner str 15, Atricom C6, D-60528<br>Frankfurt/m, Germany<br>TEL : 49-176-30070051 |
| <b>RUSSIA (Moscow)</b><br>LG Hausys Rus, LLC.<br>Lesnaya Plaza 8th floor, 4, 4th<br>Lesnoy pereulok, Moscow,125047, Russia<br>TEL : 7-985-297-4707 | <b>INDIA (Gurgaon)</b><br>LG Hausys India Pvt. Ltd. Delta Tower, 6th Floor,<br>Plot No. 54, Sector 44 Gurgaon – 122001,<br>Haryana, India<br>TEL : 91-124-4212590     | <b>CANADA (Toronto)</b><br>LG Hausys Canada, Inc.<br>423 Four Valley Dr. Concord, ON L4K 5Z3,<br>Canada<br>TEL : 1-416-708-1977           |

Overseas Branch

|                                                                                                                                                                                                          |                                                                                                                                                                                          |                                                                                                                                                                                                                                                     |
|----------------------------------------------------------------------------------------------------------------------------------------------------------------------------------------------------------|------------------------------------------------------------------------------------------------------------------------------------------------------------------------------------------|-----------------------------------------------------------------------------------------------------------------------------------------------------------------------------------------------------------------------------------------------------|
| <b>TURKEY (Istanbul)</b><br>LG Hausys, Ltd. Istanbul Office<br>Kempinski Residences Astoria<br>Buyukdere Cad. No:127 A Kule Kat:7<br>PK. 34394 Esentepe, Sisli/Istanbul, Turkey<br>TEL : 90-212-285-1101 | <b>JAPAN (Tokyo)</b><br>LG Hausys, Ltd. Tokyo Office<br>Kyobashi Trust-Tower 14F, 2-1-3<br>Kyobashi, Chuo-ku, Tokyo, 104-0031, Japan<br>TEL : 81-3-5299-4535                             | <b>INDONESIA (Jakarta)</b><br>LG Hausys, Ltd. Jakarta Office<br>Tower One at The City Center<br>(TCC) Batavia 18th Floor, Unit 2B<br>KH. Mas. Mansyur Kav. 126 Kel. Karet Tengsin,<br>Kec. Tanah Abang Jakarta Pusat–10220<br>TEL : 62-21-2967-5173 |
| <b>U.A.E. (Dubai)</b><br>LG Hausys, Ltd. Dubai Office<br>Dubai Internet City Building @3,<br>Dubai, United Arab Emirates<br>TEL : 971-4-553-1452                                                         | <b>VIETNAM (Ho Chi Minh)</b><br>LG Hausys, Ltd. Vietnam Office<br>L9-04,9 Flr, Vincom Center<br>Dong Khoi, 72 Le Thanh Ton Str,<br>Ben Nghe Wrđ, Dist 1,HCMC<br>TEL : 84-28-3915-8909/10 |                                                                                                                                                                                                                                                     |

2019~2020 FLOORING COLLECTION



www.lghausys.com

Flooring  
Collection

Homogeneous Sheet, Heterogeneous Sheet  
Luxury Vinyl Tile, Vinyl Composition Tile  
Specialty



# Nature, Human and Space

We are creating human-friendly and eco-conscious living spaces

## CONTENTS

### LG Hausys2

#### Homogeneous Sheet

|                   |    |
|-------------------|----|
| Origin            | 10 |
| Space             | 14 |
| Unite             | 16 |
| Allroad           | 18 |
| Origin Conductive | 20 |

### Heterogeneous Sheet

|                        |    |
|------------------------|----|
| Light Commercial Sheet |    |
| Palace                 | 26 |
| Bright                 | 30 |
| Supreme 1.8            | 32 |

|                  |    |
|------------------|----|
| Commercial Sheet |    |
| Wood Collection  | 38 |
| Stone Collection | 40 |
| ABC              | 42 |
| Supreme 2.0      | 46 |
| Style            | 50 |
| Durable          | 54 |
| MediStudio       | 60 |

|                |    |
|----------------|----|
| Acoustic Sheet |    |
| Delight 2.2    | 66 |
| Calmpasso 3.2  | 68 |
| Comfort 3.4    | 72 |
| Leisure 4.0    | 74 |
| Senior 4.5     | 76 |
| EQ Floor 6.0   | 78 |

### Luxury Vinyl Tile

|                      |    |
|----------------------|----|
| PRESTG(Gluedown SPC) | 86 |
| DECORIGID(Click SPC) | 88 |
| DECOTILE(Dry Back)   | 90 |
| DECOCLICK(Click LVT) | 92 |
| DECOLAY(Looselay)    | 94 |
| Design Collection    | 96 |

### Vinyl Composition Tile

|                         |     |
|-------------------------|-----|
| VIP Tile(Marble Origin) | 122 |
| VIP Tile(R-Inlaid)      | 124 |
| Gallant                 | 126 |
| Grand / Modern          | 128 |
| Deluxe                  | 130 |

### Specialty

|                                      |     |
|--------------------------------------|-----|
| REXCOURT(Sports Flooring)            | 134 |
| Staticpulse(Conductive Tile)         | 140 |
| Woven Tile                           | 144 |
| Rubber                               | 148 |
| SD Trands, SD Metal(Safety Flooring) | 154 |
| Wall Covering(Medistep Wall)         | 156 |


### Technical Folder

|                     |     |
|---------------------|-----|
| Installation Guide  | 160 |
| Packing Information | 178 |
| Warranty            | 180 |
| Global Network      | 182 |



LG Group

Since 1947, Group LG is leading the global business in Electronic, Chemicals and Telecom & Services areas with 230,000 employees worldwide.



Product Portfolio

Thinking for a better customer experience.

Interior

We promise to keep promoting trend leading interior solution from acrylic solid surface and wallcovering to decofoil and interior film.



Flooring



HI-MACS® (Acrylic Solid Surface)



Wallcovering

IT & Electronics

Vinyl-coated materials for home appliance surfaces known for their remarkable design and technology and high-performance vacuum insulation panels that guarantee outstanding functionalities and user safety through the RoHS certification



Home Appliance Surface Materials



Vacuum Insulation Panel

Building

LG Hausys is Korea's largest manufacturer who produces from PVC windows to aluminum windows. It has expanded its business into many other sectors such as curtain wall and functional glass.



Curtain Wall



Window



Sing&Graphic Materials

Auto Motive

Eco-friendly interior skin, interior/exterior automotive components and various lightweight, energy-efficient automotive materials.



Automotive Skin



Automotive Parts

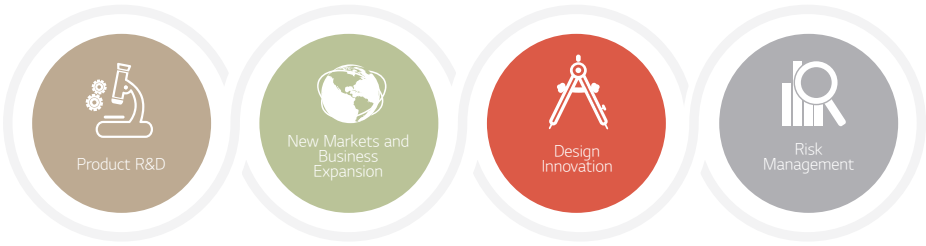


Lightweight Materials

Preparation for the Future

We plan to prepare for the future by reinforcing our R&D operation and Market-Leading Products.

R&D Center




R&D Activity at a Glance

| Research Area                        | Main Outcomes                                                                                   | Research Priority                                                                                                                                                                                                     |
|--------------------------------------|-------------------------------------------------------------------------------------------------|-----------------------------------------------------------------------------------------------------------------------------------------------------------------------------------------------------------------------|
| Energy-saving                        | <ul style="list-style-type: none"><li>Low-E glass</li><li>High-performance insulation</li></ul> | <ul style="list-style-type: none"><li>Maximize the insulation of windows, along with reducing the use of energy in buildings</li><li>Secure insulation performance and fire safety</li></ul>                          |
| Eco-friendly materials               | <ul style="list-style-type: none"><li>Eco-friendly flooring and wallcovering</li></ul>          | <ul style="list-style-type: none"><li>Develop products safe for humans and the environment by using Poly Lactic Acid(PLA) made from natural derivatives</li></ul>                                                     |
| Fuctional fabric/film                | <ul style="list-style-type: none"><li>Green fabric</li></ul>                                    | <ul style="list-style-type: none"><li>Contribute to reducing GHG emissions by developing pollution-resistant, highly-durable and eco-friendly fabric through the use of bio-based plastics</li></ul>                  |
| High-strength, lightweight materials | <ul style="list-style-type: none"><li>High-strength, lightweight composite materials</li></ul>  | <ul style="list-style-type: none"><li>Contribute to improving mileage and fuel efficiency by developing lightweight automotive materials and researching on the enhancement of shock resistance performance</li></ul> |

Design Center


Collaboration with Well-Renowned Designer.



LG Hausys  
110  
Designers

Earning Prestigious Design Awards.





## Homogeneous Sheet



- Origin
- Space
- Unite
- Allroad
- Origin Conductive

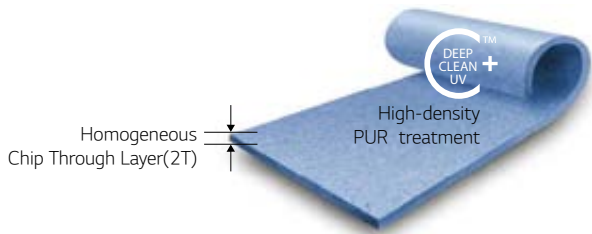


# Homogeneous Sheet


















Origin, Space, Unite and Allroad provide extreme durability and intelligent quality for all areas with special PUR treatment.

|                                                                                              |                                                                                          |                                                                                                |                                                                                          |                                                                                          |                                                                                              |                                                                                            |
|----------------------------------------------------------------------------------------------|------------------------------------------------------------------------------------------|------------------------------------------------------------------------------------------------|------------------------------------------------------------------------------------------|------------------------------------------------------------------------------------------|----------------------------------------------------------------------------------------------|--------------------------------------------------------------------------------------------|
|  Healthcare |  School |  Public space |  Retail |  Office |  Corridor |  Stairs |
|----------------------------------------------------------------------------------------------|------------------------------------------------------------------------------------------|------------------------------------------------------------------------------------------------|------------------------------------------------------------------------------------------|------------------------------------------------------------------------------------------|----------------------------------------------------------------------------------------------|--------------------------------------------------------------------------------------------|

## Basic Construction



## Technical Data

| Standard                                                                                                         | Method       | Unit     | Origin            | Space         | Unite         | Allroad       |
|------------------------------------------------------------------------------------------------------------------|--------------|----------|-------------------|---------------|---------------|---------------|
| Type of Flooring                                                                                                 | EN ISO 10581 | -        | Homogeneous Sheet |               |               |               |
| Surface Treatment                                                                                                |              | -        | Deep Clean UV+    | Deep Clean UV | Deep Clean UV | Easy Clean UV |
|  Roll length                  |              | M        | 20                | 20            | 20            | 20            |
|  Width                        | ISO 24341    | mm       | 2,000             | 2,000         | 2,000         | 2,000         |
|  Thickness                    | ISO 24346    | mm       | 2.0               | 2.0           | 2.0           | 2.0           |
|  Weight                       | ISO 23997    | g/m²     | 2,800             | 2,900         | 3,200         | 2,980         |
|  Classification               | ISO10874     | -        | 34/43             | 34/43         | 34/43         | 34/43         |
|  Reaction to fire             | EN 13501-1   | -        | Bfl-s1            | Bfl-s1        | Bfl-s1        | Bfl-s1        |
|  Static electrical propensity | EN 1815      | kV       | <2                | <2            | <2            | <2            |
|  Slip resistance              | DIN 51130    | -        | R9                | R9            | R9            | R9            |
|                                                                                                                  | EN 13893     | -        | DS                | DS            | DS            | DS            |
|  Residual indentation         | ISO 24343-1  | mm       | ≤0.1              | ≤0.1          | ≤0.1          | ≤0.1          |
|  Dimensional stability        | ISO 23999    | %        | ≤0.4              | ≤0.4          | ≤0.4          | ≤0.4          |
| Curling after exposure to heat                                                                                   | ISO 23999    | mm       | -                 | -             | -             | fulfilled     |
|  Color fastness to light      | ISO 105-B02  | -        | ≥6                | ≥6            | ≥6            | ≥6            |
|  Wear resistance              | EN 660-2     | -        | Group T           | Group T       | Group P       | Group T       |
|  Castor chair test            | ISO 4918     | -        | no change         | no change     | no change     | no change     |
|  Chemical resistance          | ISO 26987    | -        | no change         | no change     | no change     | no change     |
|  Flexibility                  | ISO 24344    | -        | no crack          | no crack      | no crack      | no crack      |
|  Thermal resistance           | EN 12664     | m²·k / w | approx 0.01       | approx 0.01   | approx 0.01   | approx 0.01   |
|  Impact sound insulation      | ISO 10140    | dB       | > 3               | > 3           | > 3           | > 3           |

## Features



### DEEP CLEAN UV+ Surface Treatment

- High-density PUR surface treatment allows strong iodine resistance.
- ORIGIN



### Deep clean UV Surface treatment

- High density PUR treatment allows strong anti-scratch & anti-contamination
- SPACE, UNITE  
(※ Allroad : Easy Clean UV)



### Phthalate & Heavy metal free

- Use 100% phthalate free plasticizers only
- No hazardous ingredients used during production



### Design Competitives

- 2/3 stage & chip-in-chip marbling technique applied for mind comforting design












SM0 1201, SM0 1215, SM0 1216



# Origin

| Type of Flooring | Homogeneous commercial sheet |              |          |
|------------------|------------------------------|--------------|----------|
| Total thickness  | 2.0mm                        | Chip through |          |
| Width            | 2M                           | Length       | 20M/Roll |
| Weight           | 2,800 g/m <sup>2</sup>       | Colors       | 36 C     |



 Reverse installation required



SMO 5201, SMO 5205, SMO 5206, SMO 5211



SMO 5201 Snow White



SMO 5221 Cream



SMO 5202 Pebble




SMO 5222 Snow



SMO 5224 Cloudy




SMO 5203 Moonstone




SMO 5223 Luna



SMO 5204 Ash Gray



SMO 5225 Shadow



SMO 5205 Slate



SMO 5226 Mist



SMO 5206 Ivory



SMO 5207 Clam




SMO 5227 Sandy



SMO 5208 Yak Bone



SMO 5228 Cappuccino



SMO 5229 Mocha



SMO 5211 Cocoa Brown




SMO 5209 Sand Stone



SMO 5210 Apricot




SMO 5218 Amber



SMO 5230 Chestnut



SMO 5236 Cherry Blossom



SMO 5219 Orange



SMO 5220 Red Pepper

Color of the above product can be different from actual product color.



# Origin

| Type of Flooring | Homogeneous commercial sheet |              |          |
|------------------|------------------------------|--------------|----------|
| Total thickness  | 2.0mm                        | Chip through |          |
| Width            | 2M                           | Length       | 20M/Roll |
| Weight           | 2,800 g/m <sup>2</sup>       | Colors       | 36 C     |



Reverse installation required



SMO 5201, SMO 5222, SMO 5225




SMO 5212 Bud Green



SMO 5231 Olive




SMO 5213 Celladon



SMO 5214 Tea Green



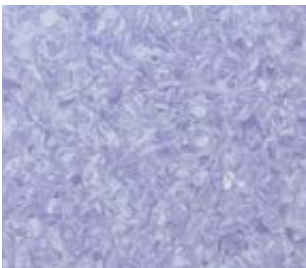
SMO 5215 Aquamarine



SMO 5216 Sapphire




SMO 5232 Ocean



SMO 5235 Lilac



SMO 5217 Royal Blue



SMO 5233 Indigo



SMO 5234 Jean












SMO 5215, SMO 5233, SMO 5217



# Space

| Type of Flooring | Homogeneous commercial sheet |              |          |
|------------------|------------------------------|--------------|----------|
| Total thickness  | 2.0mm                        | Chip through |          |
| Width            | 2M                           | Length       | 20M/Roll |
| Weight           | 2,900g/m <sup>2</sup>        | Colors       | 25 C     |



 Reverse installation required



SMS 2208



SMS 2207 Twilight



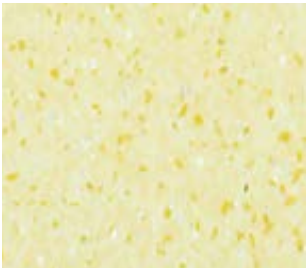
SMS 2208 Venus



SMS 2209 Jupiter



SMS 2210 Mars



SMS 2219 Supernova



SMS 2217 Aurora



SMS 2211 Saturn



SMS 2201 Stellar



SMS 2202 Mercury



SMS 2203 Moon



SMS 2204 Asteroid




SMS 2212 Earth



SMS 2213 Neptune



SMS 2205 Eclipse




SMS 2206 Black Hole




SMS 2218 Halo



SMS 2214 Pluto



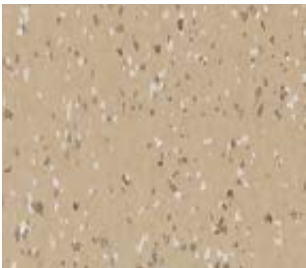
SMS 2215 Sirius




SMS 2216 Galaxy



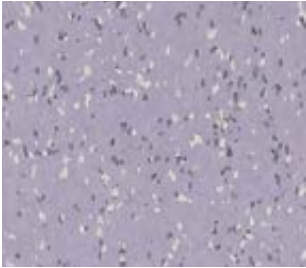
NEW SMS 2222 Charon




NEW SMS 2223 Titan



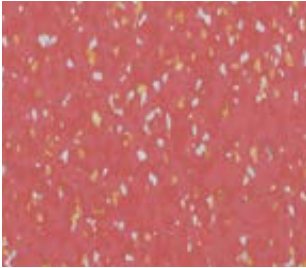
NEW SMS 2221 Ceres



NEW SMS 2224 Uranus



NEW SMS 2225 Juno



SMS 2226 Sun

Color of the above product can be different from actual product color.



# Unite

| Type of Flooring | Homogeneous commercial sheet |              |          |
|------------------|------------------------------|--------------|----------|
| Total thickness  | 2.0mm                        | Chip through |          |
| Width            | 2M                           | Length       | 20M/Roll |
| Weight           | 3,200g/m <sup>2</sup>        | Colors       | 16 C     |



SMU 4206, SMU 4208



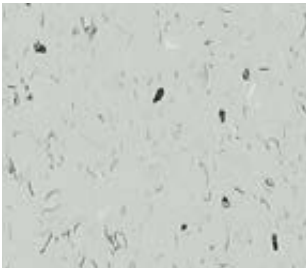
SMU 4201



SMU 4202



SMU 4204




SMU 4205



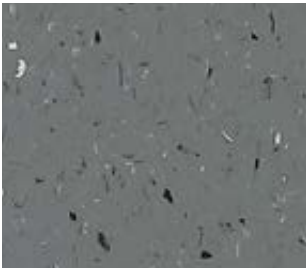
SMU 4206



SMU 4207



SMU 4208




SMU 4203



SMU 4211



SMU 4212



SMU 4213



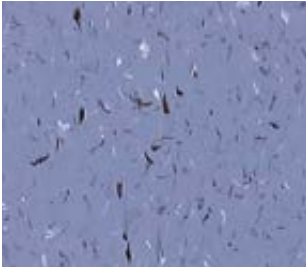
SMU 4209



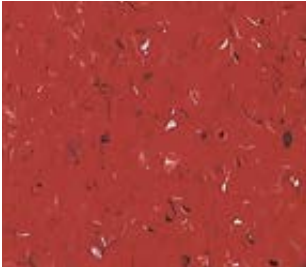
SMU 4210



SMU 4214



SMU 4215










SMU 4216

Color of the above product can be different from actual product color.



# Allroad

| Type of Flooring |                       | Homogeneous commercial sheet |          |
|------------------|-----------------------|------------------------------|----------|
| Total thickness  | 2.0mm                 | Chip through                 |          |
| Width            | 2M                    | Length                       | 20M/Roll |
| Weight           | 2,980g/m <sup>2</sup> | Colors                       | 14 C     |



 Reverse installation required



ARD 3011-01, ARD 3010-01

Color of the above product can be different from actual product color.



ARD 3012-01 Citrine



ARD 3004-01 Dolomite



ARD 3009-01 Tourmaline



ARD 3007-01 Peridot



ARD 3005-01 Sandstone



ARD 3013-01 Topaz



ARD 3010-01 Sapphire



ARD 3008-01 Aventurine



ARD 3006-01 Jasper



ARD 3014-01 Ruby



ARD 3011-01 Azure



ARD 3001-01 Limestone



ARD 3002-01 Zirconium



ARD 3003-01 Graphite



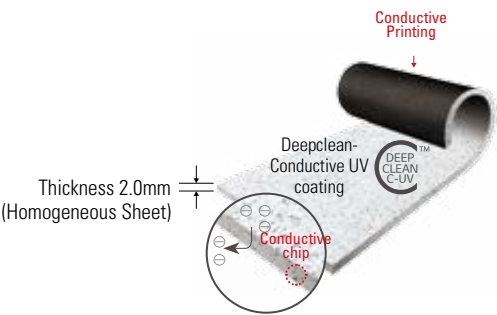
ARD 3006-01, ARD 3005-01

Origin Conductive

Suitable and reliable conductivity for special areas, such as servers, computer rooms, operation rooms and many others.




|                                                                                                  |                                                                                         |                                                                                                |
|--------------------------------------------------------------------------------------------------|-----------------------------------------------------------------------------------------|------------------------------------------------------------------------------------------------|
|  Operating room |  Plant |  Laboratory |
|--------------------------------------------------------------------------------------------------|-----------------------------------------------------------------------------------------|------------------------------------------------------------------------------------------------|

Basic Construction



SOC 3201, SOC 3216

Features

-  **Stable Electrical resistance**
  - $10E^4 \leq R \leq 10E^6 \Omega$
-  **Unique Marble Design**
  - Available to combine with ORIGIN Collection
-  **Phthalate & Heavy metal free**
  - Use phthalate free plasticizers only
  - No hazardous ingredients used during production









Technical Data


| Characteristic               | Standard           | Unit                 | Origin Conductive        |
|------------------------------|--------------------|----------------------|--------------------------|
| Type of Flooring             | EN ISO 10581       | -                    | Homogeneous Sheet        |
| Surface Treatment            |                    | -                    | Deep Clean Conductive UV |
| Roll length                  |                    | M                    | 20                       |
| Width                        | ISO 24341          | mm                   | 2,000                    |
| Thickness                    | ISO 24346          | mm                   | 2.0                      |
| Weight                       | ISO 23997          | g/m <sup>2</sup>     | 2,800                    |
| Classification               | ISO10874           | -                    | 34/43                    |
| Reaction to fire             | EN 13501-1         | -                    | Bfl-s1                   |
| Static electrical propensity | EN 1815            | kV                   | <2                       |
| Slip resistance              | DIN 51130/EN 13893 | -                    | R9/DS                    |
| Residual indentation         | ISO 24343-1        | mm                   | ≤0.1                     |
| Dimensional stability        | ISO 23999          | %                    | ≤0.4                     |
| Color fastness to light      | ISO 105-B02        | -                    | ≥6                       |
| Wear resistance              | EN 660-2           | -                    | group P                  |
| Castor chair test            | ISO 4918           | -                    | no change                |
| Chemical resistance          | ISO 26987          | -                    | no change                |
| Flexibility                  | ISO 24344          | -                    | no crack                 |
| Thermal resistance           | EN 12664           | m <sup>2</sup> · k/w | approx 0.04              |
| Impact sound insulation      | ISO 10140          | dB                   | >3                       |
| Electrical resistance        | EN 1081            | Ω                    | $10^4 \leq R \leq 10^6$  |


Color of the above product can be different from actual product color.

Origin Conductive


| Type of Flooring | Homogeneous commercial sheet |              |          |
|------------------|------------------------------|--------------|----------|
| Total thickness  | 2.0mm                        | Chip through |          |
| Width            | 2M                           | Length       | 20M/Roll |
| Weight           | 2,800 g/m <sup>2</sup>       | Colors       | 6 C      |



 Reverse installation required



SOC 3201      SOC 3206      SOC 3203      SOC 3231




SOC 3216      SOC 3217



SOC 3201, SOC 3217





# Heterogeneous Sheet

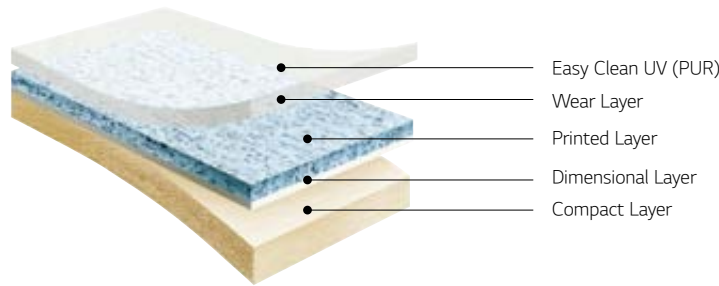


- Light Commercial Sheet Palace  
Bright  
Supreme 1.8
- Commercial Sheet Wood Collection  
Stone Collection  
ABC  
Supreme 2.0  
Style  
Durable  
MediStudio
- Acoustic Sheet Delight 2.2  
Calmpasso 3.2  
Comfort 3.4  
Leisure 4.0  
Senior 4.5  
EQ Floor 6.0

# Light Commercial Sheet

|                                                                                          |                                                                                             |                                                                                         |                                                                                          |                                                                                           |                                                                                                |
|------------------------------------------------------------------------------------------|---------------------------------------------------------------------------------------------|-----------------------------------------------------------------------------------------|------------------------------------------------------------------------------------------|-------------------------------------------------------------------------------------------|------------------------------------------------------------------------------------------------|
|  Retail |  Education |  Lobby |  Office |  Stairs |  Restaurant |
|------------------------------------------------------------------------------------------|---------------------------------------------------------------------------------------------|-----------------------------------------------------------------------------------------|------------------------------------------------------------------------------------------|-------------------------------------------------------------------------------------------|------------------------------------------------------------------------------------------------|

## Basic Construction



## Technical Data

| Characteristic          | Standard            | Unit | Palace             | Bright    | Supreme 1.8 |
|-------------------------|---------------------|------|--------------------|-----------|-------------|
| Surface Treatment       |                     |      | Easy Clean UV(PUR) |           |             |
| Format                  |                     |      | Sheet              | Sheet     | Sheet       |
| Classification          | ISO 10874(EN 685)   |      |                    |           | 23-31       |
| Roll Length             |                     | M    | 25                 | 25        | 20          |
| Width                   | ISO 24341(EN 426)   | mm   | 2,000              | 2,000     | 2,000       |
| Thickness               | ISO 24346(EN 428)   | mm   | 1.5                | 1.6       | 1.8         |
| Weight                  | ISO 23997(EN 430)   | g/m² | 2,450              | 2,600     | 2,900       |
| Wear Layer Thickness    | ISO 24340(EN 429)   | mm   | 0.1                | 0.15      | 0.3         |
| Residual indentation    | ISO 24343-1(EN 433) | mm   |                    | < 0.1     | < 0.1       |
| Dimensional stability   | ISO 23999(EN 434)   | %    |                    | ≤ 0.4     | ≤ 0.4       |
| Color fastness to light | ISO 105-B02         |      |                    | ≥ 6       | ≥ 6         |
| Wear Class              | EN 660-2            |      |                    | T         |             |
| Body Voltage            | EN 1815             | kV   | < 2                | < 2       | < 2         |
| Castor chair test       | ISO 4918(EN 425)    |      |                    | Fulfilled | Fulfilled   |
| Reaction to fire        | EN 13501-1          |      | Bfl-s1             | Bfl-s1    | Bfl-s1      |
| Slip Resistance         | EN 13893            |      | DS                 | DS        | DS          |
| Flexibility             | ISO 24344(EN 435)   |      |                    | No Crack  | No Crack    |

## Features



### Hard Construction and Dimensionally Stable

- Glass paper inlaid structure allows strong resistance to heat and moisture



### Easy Clean PUR Coating

- Prevents contaminations and allows easy maintenance
- LG Hausys' unique surface treatment technology-Easy Clean UV- prevents any outer contaminants from penetrating and helps easy cleaning through its 'Lotus effect mechanism'



LG hausys(Easy Clean)



Competitors(Contamination Level)



### Price Advantage






- Economocally practial choice for moderate commercial area by a highly densed clalendering process






Light Commercial Sheet **Palace**

| Type of Flooring |                       |            |          | Heterogeneous light commercial sheet |  |  |  |
|------------------|-----------------------|------------|----------|--------------------------------------|--|--|--|
| Total thickness  | 1.5mm                 | Wear Layer | 0.1mm    |                                      |  |  |  |
| Width            | 2M                    | Length     | 25M/Roll |                                      |  |  |  |
| Weight           | 2,450g/m <sup>2</sup> | Colors     | 46 C     |                                      |  |  |  |



 Reverse installation required



PAL 0382-05, PAL 0383-05



PAL 0881-05



PAL 0591-05



PAL 7761-05



PAL 0592-05



PAL 0882-05



PAL P082-05



PAL P081-05



PAL P211-05




PAL P083-05




PAL P332-05



PAL P085-05



PAL 7771-05



PAL 7772-05



PAL 8143-05



NEW PAL 9201-05



NEW PAL 9202-05




NEW PAL 9203-05



PAL 0383-05



PAL 0381-05




PAL 0384-05




PAL 0382-05




PAL 7432-05



PAL 7435-05



PAL 7431-05








PAL 7434-05


Color of the above product can be different from actual product color.



Light Commercial Sheet **Palace**

| Type of Flooring | Heterogeneous light commercial sheet |            |          |
|------------------|--------------------------------------|------------|----------|
| Total thickness  | 1.5mm                                | Wear Layer | 0.1mm    |
| Width            | 2M                                   | Length     | 25M/Roll |
| Weight           | 2,450g/m <sup>2</sup>                | Colors     | 46 C     |



 Reverse installation required



NEW PAL 1808-27



NEW PAL 1816-27



NEW PAL 1809-27



NEW PAL 180A-27



NEW PAL 182B-27



NEW PAL 1817-27



NEW PAL 1829-27



NEW PAL 182A-27



NEW PAL 2792-27



NEW PAL 2702-27



NEW PAL 2703-27



NEW PAL 2704-27



NEW PAL 2791-27



NEW PAL 1601-05



NEW PAL 1602-05



NEW PAL 1603-05



NEW PAL 1604-05



NEW PAL 1607-05



NEW PAL 1608-05



NEW PAL 1605-05



NEW PAL 1606-05



PAL 1607-05

Color of the above product can be different from actual product color.



Light Commercial Sheet

# Bright

| Type of Flooring | Heterogeneous light commercial sheet |            |          |
|------------------|--------------------------------------|------------|----------|
| Total thickness  | 1.6mm                                | Wear Layer | 0.15mm   |
| Width            | 2M                                   | Length     | 25M/Roll |
| Weight           | 2,600g/m <sup>2</sup>                | Colors     | 21 C     |



 Reverse installation required




BR 91221-01, BR 91229-01, BR 91227-01

Mist



BR 92305-01



BR 92302-01




BR 92301-01



BR 92307-01



BR 92306-01



BR 92308-01



BR 92304-01


Waterdrops



BR 91221-01



BR 91222-01



BR 91223-01



BR 91224-01



BR 91225-01



BR 91226-01



BR 91227-01



BR 91228-01



BR 91229-01

Wood



BR 92001-01



BR 92202-01



BR 92002-01



BR 92003-01











BR 92203-01




Light Commercial Sheet

# Supreme 1.8

| Type of Flooring | Heterogeneous light commercial sheet |            |          |
|------------------|--------------------------------------|------------|----------|
| Total thickness  | 1.8mm                                | Wear Layer | 0.3mm    |
| Width            | 2M                                   | Length     | 20M/Roll |
| Weight           | 2,900g/m <sup>2</sup>                | Colors     | 35 C     |



 Reverse installation required



SPR 254A-01


Dot




SPR 1317-01



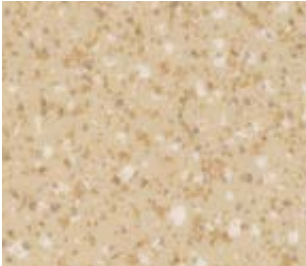
SPR 1303-01




SPR 1307-01



SPR 1309-01




SPR 1302-01



SPR 1313-01



SPR 1314-01



SPR 1310-01

Granite




SPR 2541-01



SPR 2543-01



SPR 2544-01



SPR 2542-01



SPR 2546-01




SPR 2548-01




SPR 2547-01



SPR 2545-01



SPR 254A-01



SPR 2549-01








Color of the above product can be different from actual product color.



Light Commercial Sheet

# Supreme 1.8

| Type of Flooring | Heterogeneous light commercial sheet |            |          |
|------------------|--------------------------------------|------------|----------|
| Total thickness  | 1.8mm                                | Wear Layer | 0.3mm    |
| Width            | 2M                                   | Length     | 20M/Roll |
| Weight           | 2,900g/m <sup>2</sup>                | Colors     | 35 C     |



Reverse installation required




SPR 2825-02

Color of the above product can be different from actual product color.

Marble



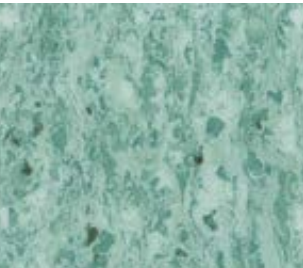
SPR 9031-01




SPR 9037-01



SPR 9032-01



SPR 9033-01



SPR 9039-01



SPR 9034-01

Wood



NEW SPR 2822-02



NEW SPR 2821-02



SPR 1828-02



SPR 1827-02



SPR 1801-02



SPR 1802-02



SPR 1825-02



SPR 1826-02



NEW SPR 2823-02



NEW SPR 2824-02

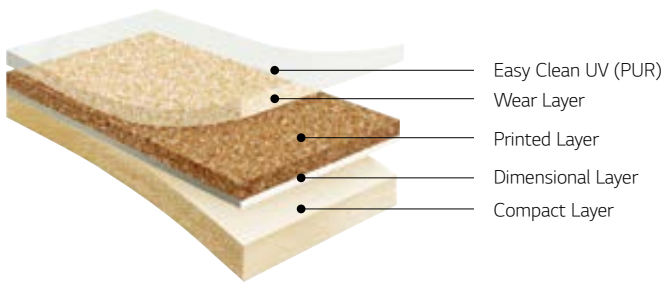


NEW SPR 2825-02

Commercial Sheet



Basic Construction



Technical Data

| Characteristic          | Standard            | Unit  | Wood Collection                 | Stone Collection                | ABC                             |
|-------------------------|---------------------|-------|---------------------------------|---------------------------------|---------------------------------|
| Surface Treatment       |                     |       | Easy Clean UV                   |                                 |                                 |
| Format                  |                     |       | Sheet                           | Sheet                           | Sheet                           |
| Classification          | ISO 10874(EN 685)   |       | 23-31                           | 23-31                           | 32-41                           |
| Roll length             |                     | M     | 20                              | 20                              | 20                              |
| Width                   | ISO 24341(EN 426)   | mm    | 2,000                           | 2,000                           | 2,000                           |
| Thickness               | ISO 24346(EN 428)   | mm    | 2                               | 2                               | 2                               |
| Weight                  | ISO 23997(EN 430)   | g/m²  | 3,100                           | 3,100                           | 3,000                           |
| Wear layer thickness    | ISO 24340(EN 429)   | mm    | 0.3/0.5                         | 0.3/0.5                         | 0.5                             |
| Residual indentation    | ISO 24343-1(EN 433) | mm    | < 0.1                           | < 0.1                           | < 0.1                           |
| Dimensional stability   | ISO 23999(EN 434)   | %     | < 0.4                           | < 0.4                           | < 0.4                           |
| Color fastness to light | ISO 105-B02         |       | ≥ 6                             | ≥ 6                             | ≥ 6                             |
| Wear class              | EN 660-2            |       | T                               | T                               | T                               |
| Castor chair test       | ISO 4918(EN 425)    |       | Fulfilled                       | Fulfilled                       | Fulfilled                       |
| Reaction to fire        | EN 13501-1          |       | Bfl-s1                          | Bfl-s1                          | Bfl-s1                          |
| Chemical resistance     | ISO 26987(EN 423)   |       | Good                            | Good                            | Good                            |
| Slip resistance         | EN 13893            |       | DS                              | DS                              | DS                              |
|                         | DIN 51130           |       |                                 | R9                              | R9                              |
| Impact sound reduction  | EN ISO 10140        | dB    |                                 |                                 |                                 |
| Flexibility             | ISO 24344(EN 435)   |       | No crack                        | No crack                        | No crack                        |
| Body voltage            | EN 1815             | kV    | < 2                             | < 2                             | < 2                             |
| Thermal resistance      | EN 12664            | m²K/W | suitable for underfloor heating | suitable for underfloor heating | suitable for underfloor heating |

Features



Easy Clean UV Surface Treatment

- Highly dense web-structured coating
- Uniquely strong resistance to contamination
- ※ Polish or wax coating is not allowed without stripping process



Easy Clean UV+ Surface Treatment(MediStudio)

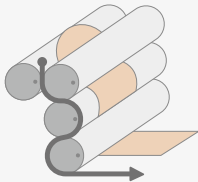
- Industry's best anti-scratch, anti-bacterial, and anti-iodine treatment
- ※ Waxing and coating can be applied after polishing



Outstanding Dimensional Stability

| ITEM             |   | DURABLE | OTHERS |
|------------------|---|---------|--------|
| 80°C<br>OvenX1hr | L | +0.05%  | -0.2%  |
|                  | W | -0.10%  | -0.30% |

Superior dimensional stability with Glass paper inlaid structure



- Dimensional stabilities due to optimized temperature & tension technology applied on the Calendering process of LG Hausys.
- Dimensionally unstable products may result in gaps between sheets after installation. These gaps could trap dirt and multiply bacteria.

Technical Data

| Characteristic          | Standard            | Unit  | Supreme 2.0                     | Style                           | Durable                         | MediStudio                      |
|-------------------------|---------------------|-------|---------------------------------|---------------------------------|---------------------------------|---------------------------------|
| Surface treatment       |                     |       | Easy Clean UV                   |                                 | Easy Clean UV+                  |                                 |
| Format                  |                     |       | Sheet                           | Sheet                           | Sheet                           | Sheet                           |
| Classification          | ISO 10874(EN 685)   |       | 32-41                           | 32-41                           | 34-43                           | 34-43                           |
| Roll length             |                     | M     | 20                              | 20                              | 20                              | 20                              |
| Width                   | ISO 24341(EN 426)   | mm    | 2,000                           | 2,000                           | 2,000                           | 2,000                           |
| Thickness               | ISO 24346(EN 428)   | mm    | 2                               | 2                               | 2                               | 2                               |
| Weight                  | ISO 23997(EN 430)   | g/m²  | 2,950                           | 2,950                           | 3,050                           | 3,050                           |
| Wear layer thickness    | ISO 24340(EN 429)   | mm    | 0.5                             | 0.5                             | 0.7                             | 0.7                             |
| Residual indentation    | ISO 24343-1(EN 433) | mm    | < 0.1                           | < 0.1                           | < 0.1                           | < 0.1                           |
| Dimensional stability   | ISO 23999(EN 434)   | %     | < 0.4                           | < 0.4                           | < 0.4                           | < 0.4                           |
| Color fastness to light | ISO 105-B02         |       | ≥ 6                             | ≥ 6                             | ≥ 6                             | ≥ 6                             |
| Wear resistance         | EN 660-2            |       | T                               | T                               | T                               | T                               |
| Castor chair test       | ISO 4918(EN 425)    |       | Fulfilled                       | Fulfilled                       | Fulfilled                       | Fulfilled                       |
| Reaction to fire        | EN 13501-1          |       | Bfl-s1                          | Bfl-s1                          | Bfl-s1                          | Bfl-s1                          |
| Chemical resistance     | ISO 26987(EN 423)   |       | Good                            | Good                            | Good                            | Good                            |
| Slip resistance         | EN 13893            |       | DS                              | DS                              | DS                              | DS                              |
|                         | DIN 51130           |       |                                 | R9                              | R9                              | R9                              |
| Impact sound reduction  | EN ISO 10140        | dB    |                                 |                                 | 5                               |                                 |
| Flexibility             | ISO 24344(EN 435)   |       | No crack                        | No crack                        | No crack                        | No crack                        |
| Body voltage            | EN 1815             | kV    | < 2                             | < 2                             | < 2                             | < 2                             |
| Thermal resistance      | EN 12664            | m²K/W | suitable for underfloor heating | suitable for underfloor heating | suitable for underfloor heating | suitable for underfloor heating |

\* For MediStudio 3.0mm thick product(Wear Layer 0.7mm) with comfort layer is also available.



Commercial Sheet

# Wood Collection

| Type of Flooring | Heterogeneous commercial sheet |            |           |
|------------------|--------------------------------|------------|-----------|
| Total thickness  | 2.0mm                          | Wear Layer | 0.3/0.5mm |
| Width            | 2M                             | Length     | 20M/Roll  |
| Weight           | 3,100g/m <sup>2</sup>          | Colors     | 14 C      |



 Reverse installation required



WC 32602

Color of the above product can be different from actual product color.

### Limed Oak



NEW WC 32301



NEW WC 32302



NEW WC 32303

### Natural Oak



NEW WC 32401



NEW WC 32402



NEW WC 32403



NEW WC 32404



NEW WC 32405

### Vintage Cracked Oak



NEW WC 32501



NEW WC 32502



NEW WC 32503

### Midnight Oak



NEW WC 32601



NEW WC 32602



NEW WC 32603



Commercial Sheet

# Stone Collection

| Type of Flooring | Heterogeneous commercial sheet |            |           |
|------------------|--------------------------------|------------|-----------|
| Total thickness  | 2.0mm                          | Wear Layer | 0.3/0.5mm |
| Width            | 2M                             | Length     | 20M/Roll  |
| Weight           | 3,100g/m <sup>2</sup>          | Colors     | 15 C      |

 Reverse installation required



SCL 3553

Slate



NEW SCL 3531 Hazy Mist



NEW SCL 3533 Khaki Sand



NEW SCL 3532 Deep Brown




NEW SCL 3534 Pure Steel

Bianco Marble




NEW SCL 3541 Luxury Gold




NEW SCL 3542 Chic Silver

Saint Laurent



NEW SCL 3491 Bronzed Noir



NEW SCL 3492 Burnt Steel

Concrete



NEW SCL 3521 Frosted Gris



NEW SCL 3523 Sun-kissed Ash



NEW SCL 3522 Twinkling Lead



NEW SCL 3524 Cinnamon Umber

Onyx



NEW SCL 3551 Warm Fossil



NEW SCL 3553 Golden Ivory



NEW SCL 3552 Shimmering Graphite



SCL 3541

Color of the above product can be different from actual product color.



Commercial Sheet **ABC**

| Type of Flooring | Heterogeneous commercial sheet |            |          |
|------------------|--------------------------------|------------|----------|
| Total thickness  | 2.0mm                          | Wear Layer | 0.5mm    |
| Width            | 2M                             | Length     | 20M/Roll |
| Weight           | 3,000g/m <sup>2</sup>          | Colors     | 48 C     |

 Reverse installation required



AB 28109-01, AB 28112-01

Color of the above product can be different from actual product color.

Alphabet



AB 28101-01 Ivory Orchid



AB 28102-01 Cloud Grey



AB 28107-01 Cedar Grey



AB 28105-01 Sand Beige



AB 28106-01 Sunset Beige



AB 28108-01 Fuzzy Brown



AB 28109-01 Sandcastle Yellow



AB 28111-01 Meadow Green




AB 28110-01 Macaron Mint



AB 28112-01 Jungle Green



AB 28113-01 Dandelion Yellow



AB 28114-01 Poppy Orange



AB 28115-01 Candy Red



AB 28116-01 Baby Powder Blue



AB 28117-01 Cadet Blue



AB 28118-01 Aquarium Blue



AB 28103-01 Teddy Bear Taupe



AB 28104-01 Sable Black



Commercial Sheet **ABC**

| Type of Flooring | Heterogeneous commercial sheet |            |          |
|------------------|--------------------------------|------------|----------|
| Total thickness  | 2.0mm                          | Wear Layer | 0.5mm    |
| Width            | 2M                             | Length     | 20M/Roll |
| Weight           | 3,000g/m <sup>2</sup>          | Colors     | 48 C     |

 Reverse installation required

Puzzle Bloom



AB 28610-01 Pure Lemon



AB 28609-01 Old Pumpkin



AB 28608-01 Floral Red



AB 28611-01 Olive Green



AB 28612-01 Mint Blue



AB 28613-01 Crystal Beach



AB 28614-01 Blueberry



AB 28601-01 Pudding Ivory



AB 28602-01 Cookie Beige



AB 28603-01 Chocolate Brown



AB 28604-01 Tea Grey



AB 28605-01 Mushroom



AB 28606-01 Fish Grey



AB 28607-01 Black Bean

Marmo Mable



NEW AB 34616-01



NEW AB 34610-01



NEW AB 34609-01



NEW AB 34605-01



NEW AB 34604-01



NEW AB 34603-01



NEW AB 34608-01



NEW AB 34607-01



NEW AB 34612-01



NEW AB 34611-01



NEW AB 34614-01



NEW AB 34606-01




NEW AB 34613-01



NEW AB 34602-01



NEW AB 34615-01



NEW AB 34601-01











AB 28602-01

Color of the above product can be different from actual product color.



# Commercial Sheet Supreme 2.0

| Type of Flooring | Heterogeneous commercial sheet |            |          |
|------------------|--------------------------------|------------|----------|
| Total thickness  | 2.0mm                          | Wear Layer | 0.5mm    |
| Width            | 2M                             | Length     | 20M/Roll |
| Weight           | 2,950g/m <sup>2</sup>          | Colors     | 35 C     |

 Reverse installation required




SPR 2543-04

Color of the above product can be different from actual product color.


## Dot




SPR 1317-04



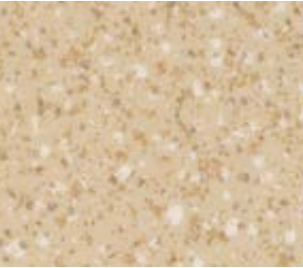
SPR 1303-04



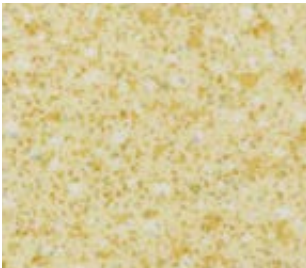
SPR 1307-04




SPR 1309-04




SPR 1302-04



SPR 1313-04




SPR 1314-04



SPR 1310-04

## Granite




SPR 2541-04



SPR 2543-04



SPR 2544-04



SPR 2542-04



SPR 2546-04




SPR 2548-04




SPR 2547-04



SPR 2545-04



SPR 254A-04












SPR 2549-04



# Commercial Sheet Supreme 2.0

| Type of Flooring | Heterogeneous commercial sheet |            |          |
|------------------|--------------------------------|------------|----------|
| Total thickness  | 2.0mm                          | Wear Layer | 0.5mm    |
| Width            | 2M                             | Length     | 20M/Roll |
| Weight           | 2,950g/m <sup>2</sup>          | Colors     | 35 C     |



 Reverse installation required




SPR 2821-05

## Marble



SPR 9031-04




SPR 9037-04



SPR 9032-04



SPR 9033-04



SPR 9039-04



SPR 9034-04

## Wood



NEW SPR 2822-05



NEW SPR 2821-05



SPR 1828-05



SPR 1827-05



SPR 1801-05



SPR 1802-05



SPR 1825-05



SPR 1826-05



NEW SPR 2823-05



NEW SPR 2824-05









NEW SPR 2825-05



# Commercial Sheet Style

| Type of Flooring | Heterogeneous commercial sheet |            |          |
|------------------|--------------------------------|------------|----------|
| Total thickness  | 2.0mm                          | Wear Layer | 0.5mm    |
| Width            | 2M                             | Length     | 20M/Roll |
| Weight           | 2,950g/m <sup>2</sup>          | Colors     | 40 C     |

 Reverse installation required



ST 31508-01

## Ninen



ST 31506-01 Sand Beige



ST 31507-01 Spiced Almond



ST 31508-01 Terra-Cotta



ST 31511-01 Burnt Umber




ST 31501-01 Light Ash



ST 31503-01 Meadow Grey



ST 31502-01 Chrome Fiber



ST 31504-01 Charcoal Grey



ST 31512-01 Jewel Sky



ST 31513-01 Lake Blue



ST 31514-01 Midnight Blue



ST 31509-01 Sunflower Yellow



ST 31515-01 Seafoam Green



ST 31510-01 Coral Apricot



ST 31505-01 Hunter Brown



ST 31510-01



# Commercial Sheet Style

| Type of Flooring | Heterogeneous commercial sheet |            |          |
|------------------|--------------------------------|------------|----------|
| Total thickness  | 2.0mm                          | Wear Layer | 0.5mm    |
| Width            | 2M                             | Length     | 20M/Roll |
| Weight           | 2,950g/m <sup>2</sup>          | Colors     | 40 C     |



 Reverse installation required



ST 31407-01



ST 31408-01 Twilight Blue



ST 31407-01 Iris Blue



ST 31402-01 Cloud Grey



ST 31401-01 Arctic Grey

## Beaded Carpet



ST 31411-01 Zest Yellow



ST 31403-01 Aqua Brown



ST 31404-01 Caramel Brown



ST 31405-01 Pasture Earth

## Beaded Carpet



ST 31412-01 Grapefruit



ST 31410-01 Sage Green



ST 31409-01 Blue Turquoise



ST 31406-01 Graphite

## Foliage Concrete



ST 31604-01 Slate Grey



ST 31602-01 Coal Grey



ST 31606-01 Earth Tan



ST 31608-01 Azure Midnight



ST 31603-01 Slate Grey (F)




ST 31601-01 Coal Grey (F)



ST 31605-01 Earth Tan (F)



ST 31607-01 Azure Midnight (F)

\*: This product comes in both the concrete visual with the leaf overlay.

## Native Grain



ST 31701-01 Golden Harvest



ST 31702-01 Natural Wheat



ST 31703-01 Organic Spice



ST 31704-01 River Stone



ST 31705-01 Saddle Ebony



Commercial Sheet **Durable**

| Type of Flooring |           | Heterogeneous commercial sheet |          |
|------------------|-----------|--------------------------------|----------|
| Total thickness  | 2.0mm     | Wear Layer                     | 0.7mm    |
| Width            | 2M        | Length                         | 20M/Roll |
| Weight           | 3,050g/m² | Colors                         | 65 C     |




 Reverse installation required



DU 99921-01, DU 99919-01

Color of the above product can be different from actual product color.


Rock




NEW DU 99915-01      NEW DU 99916-01      NEW DU 99917-01



DU 99902-01      NEW DU 99921-01      NEW DU 99919-01      NEW DU 99918-01



NEW DU 99920-01      NEW DU 99922-01      NEW DU 99928 -01



NEW DU 99926-01      NEW DU 99927-01      NEW DU 99925-01



DU 99905-01      DU 99906-01      NEW DU 99924-01



DU 99911-01      NEW DU 99923-01



Commercial Sheet **Durable**


| Type of Flooring | Heterogeneous commercial sheet |            |          |
|------------------|--------------------------------|------------|----------|
| Total thickness  | 2.0mm                          | Wear Layer | 0.7mm    |
| Width            | 2M                             | Length     | 20M/Roll |
| Weight           | 3,050g/m <sup>2</sup>          | Colors     | 65 C     |

 Reverse installation required



DU 90012-01

Grand



Grand



Color of the above product can be different from actual product color.



Commercial Sheet **Durable**

| Type of Flooring | Heterogeneous commercial sheet |            |          |
|------------------|--------------------------------|------------|----------|
| Total thickness  | 2.0mm                          | Wear Layer | 0.7mm    |
| Width            | 2M                             | Length     | 20M/Roll |
| Weight           | 3,050g/m <sup>2</sup>          | Colors     | 65 C     |

 Reverse installation required


Gabbro




DU 71841-01




DU 71842-01




DU 71848-01




DU 71844-01




DU 71845-01




DU 71843-01




DU 71846-01



DU 71847-01



DU 71849-01



DU 7184A-01




DU 71845-01

Diorite



DU 7183B-01



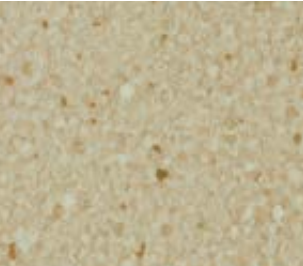
DU 71831-01




DU 71832-01




DU 71833-01



DU 71834-01




DU 71835-01




DU 71836-01




DU 71837-01



DU 7183A-01




DU 71838-01



DU 71839-01

Wood



DU 98083-01



DU 98086-01



DU 98085-01



DU 98084-01



NEW DU 93471-01



NEW DU 93472-01



NEW DU 93475-01





NEW DU 93476-01



Commercial Sheet

# MediStudio

| Type of Flooring | Heterogeneous commercial sheet                             |            |          |                                 |  |  |  |  |  |  |  |  |  |
|------------------|------------------------------------------------------------|------------|----------|-------------------------------------------------------------------------------------------------------------------|--|--|--|--|--|--|--|--|--|
| Total thickness  | 2.0mm/3.0mm                                                | Wear Layer | 0.7mm    |                                                                                                                   |  |  |  |  |  |  |  |  |  |
| Width            | 2M                                                         | Length     | 20M/Roll |                                                                                                                   |  |  |  |  |  |  |  |  |  |
| Weight           | 2.0 : 3,050g/m <sup>2</sup><br>3.0 : 2,653g/m <sup>2</sup> | Colors     | 44 C     |  Reverse installation required |  |  |  |  |  |  |  |  |  |



UN 26031, UN 26032

Color of the above product can be different from actual product color.

Energetic Striation



UN 26033



UN 26043



UN 26023



UN 26013



UN 26042



UN 26032



UN 26022



UN 26012



UN 26041



UN 26031



UN 26021



UN 26011



NEW UN 26062



NEW UN 26061



NEW UN 26063



NEW UN 26052



NEW UN 26051





NEW UN 26053

| Code        | Format  | Size                       |
|-------------|---------|----------------------------|
| UN xxxxx-01 | Compact | 2.0mm X 2,000mm X 20M/Roll |
| UN xxxxx-02 | Comfort | 3.0mm X 2,000mm X 20M/Roll |



Commercial Sheet

# MediStudio

| Type of Flooring | Heterogeneous commercial sheet                             |            |          |                                 |  |  |  |  |  |  |  |  |  |
|------------------|------------------------------------------------------------|------------|----------|-------------------------------------------------------------------------------------------------------------------|--|--|--|--|--|--|--|--|--|
| Total thickness  | 2.0mm/3.0mm                                                | Wear Layer | 0.7mm    |                                                                                                                   |  |  |  |  |  |  |  |  |  |
| Width            | 2M                                                         | Length     | 20M/Roll |                                                                                                                   |  |  |  |  |  |  |  |  |  |
| Weight           | 2.0 : 3,050g/m <sup>2</sup><br>3.0 : 2,653g/m <sup>2</sup> | Colors     | 44 C     |  Reverse installation required |  |  |  |  |  |  |  |  |  |



UN 25933

Harmonious Grain



UN 25702



UN 25707



UN 25701



UN 25703



UN 25704



UN 25708



UN 25705



UN 25706

Color of the above product can be different from actual product color.

Nourishing Mineral



UN 25933



UN 25943



UN 25922



UN 25913



UN 25932



UN 25942



UN 25923



UN 25912



UN 25941



UN 25931



UN 25921



UN 25911



NEW UN 25963



NEW UN 25962




NEW UN 25961



NEW UN 25953



NEW UN 25952



NEW UN 25951

| Code        | Format  | Size                       |
|-------------|---------|----------------------------|
| UN xxxxx-01 | Compact | 2.0mm X 2,000mm X 20M/Roll |
| UN xxxxx-02 | Comfort | 3.0mm X 2,000mm X 20M/Roll |




# Acoustic Sheet

|                                                                                              |                                                                                          |                                                                                         |                                                                                          |                                                                                              |                                                                                                |
|----------------------------------------------------------------------------------------------|------------------------------------------------------------------------------------------|-----------------------------------------------------------------------------------------|------------------------------------------------------------------------------------------|----------------------------------------------------------------------------------------------|------------------------------------------------------------------------------------------------|
|  Healthcare |  School |  Lobby |  Office |  Aged Care |  Restaurant |
|----------------------------------------------------------------------------------------------|------------------------------------------------------------------------------------------|-----------------------------------------------------------------------------------------|------------------------------------------------------------------------------------------|----------------------------------------------------------------------------------------------|------------------------------------------------------------------------------------------------|

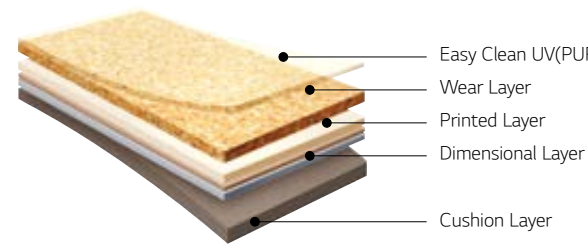
## Basic Construction

Delight 2.2



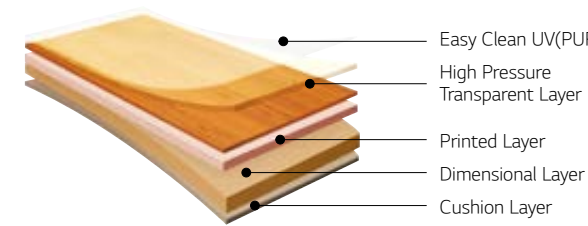
- **Modernized fashion**  
Hologram applied surface emphasized its reality
- **Excellent chemical resistance**  
Specially customized surface coating reinforces chemical resistance
- **Easy cleaning and low maintenance cost**  
No Wax & No Polish applied on the PUR treated surface

Calmpasso 3.2/Comfort 3.4



- **Superior impact sound reduction with high wear resistance.**
- **Comfortable pattern & color for healthcare facilities.**
- **Superior abrasion - resistance wear layer**  
: 0.7mm for 3.2mm/3.4mm
- **Easy cleaning and low maintenance cost**  
No Wax & No Polish applied on the PUR treated surface

EQ floor 6.0




- **Excellent shock absorption**
- **The cushioning effect minimizes surface noise**
- **Ease cleaning and low maintenance cost**  
No Wax & No Polish applied on the PUR treated surface

## Technical Data

| Characteristic          | Standard            | Unit               | Delight 2.2                     | Calmpasso 3.2                   | Comfort 3.4                     | Leisure 4.0                     | Senior 4.5                      | EQ Floor 6.0                    |
|-------------------------|---------------------|--------------------|---------------------------------|---------------------------------|---------------------------------|---------------------------------|---------------------------------|---------------------------------|
| Surface Treatment       |                     |                    | Easy Clean UV                   |                                 |                                 |                                 |                                 |                                 |
| Format                  |                     |                    | Sheet                           | Sheet                           | Sheet                           | Sheet                           | Sheet                           | Sheet                           |
| Classification          | ISO 10874(EN 685)   |                    | 23-31                           |                                 | 32-42                           |                                 |                                 |                                 |
| Roll length             |                     | M                  | 20                              | 20                              | 20                              | 20                              | 23                              | 13                              |
| Width                   | ISO 24341(EN 426)   | mm                 | 2,000                           | 2,000                           | 2,000                           | 1,800                           | 1,830                           | 1,830                           |
| Thickness               | ISO 24346(EN 428)   | mm                 | 2.2                             | 3.2                             | 3.4                             | 4.0                             | 4.5                             | 6.0                             |
| Weight                  | ISO 23997(EN 430)   | g/m <sup>2</sup>   | 2,200                           | 2,650                           | 2,950                           | 3,000                           | 3,000                           | 4,400                           |
| Wear layer thickness    | ISO 24340(EN 429)   | mm                 | 0.5                             | 0.7                             | 0.7                             | 0.5                             | 0.6                             | 1.0                             |
| Residual indentation    | ISO 24343-1(EN 433) | mm                 |                                 |                                 | < 0.2                           |                                 |                                 |                                 |
| Dimensional stability   | ISO 23999(EN 434)   | %                  | < 0.4                           | < 0.4                           | < 0.4                           | < 0.4                           | < 0.4                           | < 0.4                           |
| Color fastness to light | ISO 105-B02         |                    | ≥ 6                             | ≥ 6                             | ≥ 6                             | ≥ 6                             | ≥ 6                             | ≥ 6                             |
| Wear class              | EN 660-2            |                    | T                               | T                               | T                               | T                               | T                               | T                               |
| Castor chair test       | ISO 4918(EN 425)    |                    | Fulfilled                       | Fulfilled                       | Fulfilled                       | Fulfilled                       | Fulfilled                       | Fulfilled                       |
| Furniture Leg           | EN 424              |                    | No Damage                       | No Damage                       | No Damage                       |                                 | No Damage                       | No Damage                       |
| Reaction to fire        | EN 13501-1          |                    | Bfl-s1                          | Bfl-s1                          | Bfl-s1                          | Bfl-s1                          | Cfl-s1                          | Cfl-s1                          |
| Chemical resistance     | ISO 26987(EN 423)   |                    | Good                            | Good                            | Good                            | Good                            | Good                            | Good                            |
| Slip resistance         | EN 13893            |                    | DS                              | DS                              | DS                              | DS                              | DS                              | DS                              |
|                         | DIN 51130           |                    |                                 | R9                              | R10                             | R9                              | R9                              | R9                              |
| Impact sound reduction  | EN ISO 10140        | dB                 | 16                              | 17                              | 19                              | 18                              | 18                              | 21                              |
| Flexibility             | ISO 24344(EN 435)   |                    | No crack                        | No crack                        | No crack                        | No crack                        | No crack                        | No crack                        |
| Body voltage            | EN 1815             | kV                 | < 2                             | < 2                             | < 2                             | < 2                             |                                 | < 2                             |
| TVOC after 28days       | ISO 16000-6         | mg/m <sup>3</sup>  | < 100                           | < 100                           | < 100                           |                                 |                                 |                                 |
| Thermal resistance      | EN 12664            | m <sup>2</sup> K/W | suitable for underfloor heating | suitable for underfloor heating | suitable for underfloor heating | suitable for underfloor heating | suitable for underfloor heating | suitable for underfloor heating |


## Features




**Easy Clean UV Surface Treatment**

- Highly dense web-structured coating
- Uniquely strong resistance to contamination
- ※ Polish or wax coating is not allowed without stripping process

Superior durability by reinforced wear layer




Acoustic




Others

Excellent foamed construction for sound absorption



Concrete





Acoustic

14~20dB Decrease



# Delight 2.2

| Type of Flooring | Heterogeneous acoustic sheet |            |          |
|------------------|------------------------------|------------|----------|
| Total thickness  | 2.2mm                        | Wear Layer | 0.5mm    |
| Width            | 2M                           | Length     | 20M/Roll |
| Weight           | 2,200g/m <sup>2</sup>        | Colors     | 34 C     |

 Reverse installation required



DLT 8839-01, DLT 8832-01, DLT 8834-01

Color of the above product can be different from actual product color.

## DLT 8 series

|                                                                                     |                                                                                     |                                                                                     |                                                                                     |
|-------------------------------------------------------------------------------------|-------------------------------------------------------------------------------------|-------------------------------------------------------------------------------------|-------------------------------------------------------------------------------------|
|  |  |  |  |
| DLT 8831-01/02                                                                      | DLT 8832-01-02                                                                      | DLT 8835-01/02                                                                      | DLT 8836-01/02                                                                      |
|  |  |  |  |
| DLT 8837-01/02                                                                      | DLT 8839-01/02                                                                      | DLT 8833-01/02                                                                      | DLT 8834-01/02                                                                      |

\*01 : Hologram film applied. / 02 : No Hologram film applied.

## DLT 9 series

|                                                                                       |                                                                                       |                                                                                       |                                                                                       |
|---------------------------------------------------------------------------------------|---------------------------------------------------------------------------------------|---------------------------------------------------------------------------------------|---------------------------------------------------------------------------------------|
|  |  |  |  |
| DLT 9101-01/02                                                                        | DLT 9102-01/02                                                                        | DLT 9103-01/02                                                                        | DLT 9104-01/02                                                                        |
|  |  |  |                                                                                       |
| DLT 9106-01/02                                                                        | DLT 9105-01/02                                                                        | DLT 9100-01/02                                                                        |                                                                                       |
|  |  |                                                                                       |                                                                                       |
| DLT 9109-01/02                                                                        | DLT 9108-01/02                                                                        |                                                                                       |                                                                                       |

\*01 : Hologram film applied. / 02 : No Hologram film applied.



# Calmpasso 3.2

| Type of Flooring |                        |            |          | Heterogeneous acoustic sheet |  |  |  |
|------------------|------------------------|------------|----------|------------------------------|--|--|--|
| Total thickness  | 3.2mm                  | Wear Layer | 0.7mm    |                              |  |  |  |
| Width            | 2M                     | Length     | 20M/Roll |                              |  |  |  |
| Weight           | 2,650 g/m <sup>2</sup> | Colors     | 22 C     |                              |  |  |  |



Reverse installation required



CP 93510-11, CP 93502-11

Color of the above product can be different from actual product color.

## CP934 series



CP 93405-11



CP 93401-11



CP 93402-11



CP 93404-11



CP 93411-11



CP 93403-11



CP 93409-11



CP 93408-11



CP 93410-11



CP 93406-11












CP 93407-11



# Calmpasso 3.2

| Type of Flooring | Heterogeneous acoustic sheet |            |          |
|------------------|------------------------------|------------|----------|
| Total thickness  | 3.2mm                        | Wear Layer | 0.7mm    |
| Width            | 2M                           | Length     | 20M/Roll |
| Weight           | 2,650 g/m <sup>2</sup>       | Colors     | 22 C     |




 Reverse installation required



CP 91808-11

Color of the above product can be different from actual product color.


## CP 935 series



CP 93501-11




CP 93502-11




CP 93504-11



CP 93510-11



CP 93508-11



CP 93506-11

## Wood



NEW CP 91808-11



NEW CP 92702-11



NEW CP 92703-11



NEW CP 92003-11




NEW CP 28205-11



# Comfort 3.4

| Type of Flooring |                        |            |          | Heterogeneous acoustic sheet |  |  |  |  |  |  |  |  |  |  |  |
|------------------|------------------------|------------|----------|------------------------------|--|--|--|--|--|--|--|--|--|--|--|
| Total thickness  | 3.4mm                  | Wear Layer | 0.7mm    |                              |  |  |  |  |  |  |  |  |  |  |  |
| Width            | 2M                     | Length     | 20M/Roll |                              |  |  |  |  |  |  |  |  |  |  |  |
| Weight           | 2,950 g/m <sup>2</sup> | Colors     | 10 C     |                              |  |  |  |  |  |  |  |  |  |  |  |

 Reverse installation required



CF 31505-02

Color of the above product can be different from actual product color.



NEW CF 28105-02



NEW CF 28102-02



NEW CF 28103-02



NEW CF 28117-02



NEW CF 31503-02



NEW CF 31504-02



NEW CF 31505-02



NEW CF 31507-02



NEW CF 31511-02



NEW CF 31513-02












CF 31507-02



# Leisure 4.0

| Type of Flooring |                       | Heterogeneous acoustic sheet |          |
|------------------|-----------------------|------------------------------|----------|
| Total thickness  | 4.0mm                 | Wear Layer                   | 0.5mm    |
| Width            | 1.8M                  | Length                       | 16M/Roll |
| Weight           | 3,000g/m <sup>2</sup> | Colors                       | 15 C     |



 Reverse installation required




LES 6501-01, LES 6601-01

Color of the above product can be different from actual product color.

## Solid



LES 6501-01 Yellow



LES 6700-01 Pink



LES 6901-01 Orange



LES 6403-01 Sky Blue



LES 6601-01 Green



LES 6606-01 Dark Green



LES 6303-01 Gray



LES 6200-01 Red



LES 6701-01 Purple




LES 6400-01 Dark Blue

## Wood




LES 2501-01 Creamy Oak



LES 2502-01 Sand brown Oak



LES 2503-01 Light saddle Oak



LES 0055-01 Monsoon Teak










LES 0056-01 Tropical Teak



# Senior 4.5

| Type of Flooring |                       | Heterogeneous acoustic sheet |          |
|------------------|-----------------------|------------------------------|----------|
| Total thickness  | 4.5mm                 | Wear Layer                   | 0.6mm    |
| Width            | 1.83M                 | Length                       | 23M/Roll |
| Weight           | 3,000g/m <sup>2</sup> | Colors                       | 3 C      |



Reverse installation required




SNR 2911-01


## Wood



SNR 2911-01



SNR 2912-01



SNR 2903-01












SNR 2912-01



# EQ Floor 6.0

| Type of Flooring | Heterogeneous acoustic sheet |            |          |
|------------------|------------------------------|------------|----------|
| Total thickness  | 6.0mm                        | Wear Layer | 1.0mm    |
| Width            | 1.83M                        | Length     | 13M/Roll |
| Weight           | 4,400g/m <sup>2</sup>        | Colors     | 13 C     |



 Reverse installation required



EQF 2455-11, EQF 2456-11

Color of the above product can be different from actual product color.

## Wood




EQF 50012-11



EQF 1702-11



EQF 8576-11



EQF 8882-11


## Marmo



EQF 2456-11



EQF 2455-11



EQF 2454-11



EQF 2452-11



EQF 2453-11



EQF 2451-11

## Carpet



EQF 9512-11




EQF 9513-11



EQF 9511-11





## Luxury Vinyl Tile



PRESTG(Gluedown SPC)

DECORIGID(Click SPC)

DECOTILE(Dry Back)

DECOCLICK(Click LVT)

DECOLAY(Looselay)

Design Collection



# Luxury Vinyl Tile line-up

## PRESTG(Gluedown SPC)

The premium flooring PRESTG featuring LG Hausys’ top-class technology and design philosophy reproducing the original texture and look of fine wood and stones, and maintaining the beauty of nature for a long time to give customers new experiences.

- More Beautiful than nature
- Big size design & size (600×600/ 228×1,523)
- High-resolution REALITY image
- Prevents floor transfer (5T)

## DECOTILE(Dry Back)

Available in 2 different specs as a traditional glue down installation technique suitable for all home environments. DECOTILE 0.3 is a budget friendly tiled plank without a bevelled edge. Perfect for those who are looking for a gorgeous floorcovering choice with a level of flexibility. DECOTILE 0.55 has a thicker wear layer of 0.55mm which makes it more of a suitable choice for areas of high footfall or in general commercial installations. A huge variety of 200 colours across wood and stone effects from light colours through mid tones to darker hues. With both DECOTILE specs, existing floor covering will need to be removed and the subfloor will need to be smooth and any damp issues resolved, so a professional installation service is recommended. Speak to your local independent and expert retailer who will be able to advise about the best product for your specific situation.



• Glue down

## DECORIGID(Click SPC)

A choice of 36 popular wood effect and 21 best selling stone effect tiles throughout the light to dark colour spectrum with the same spec as DECOCLICK but with a general commercial wear rating and rigid technology to enable the product to be laid on unprepared subfloors or old flooring. Rigid plank technology eliminates ripples and waves caused by uneven subfloors. Perfect for areas of high footfall or more traditional properties where time and cost implications may prevent a change in floor covering. Whilst it can also be installed DIY, we recommend a professional installation service if protecting original floors. Please seek expert advice from your local, independent retailer who can advise as to the best product for your specific installation.

## DECOCLICK(Click LVT)

Click together installation is a great alternative to traditional glue down for those wanting to save time during installation. There's no need to remove previous hard floors and no need for adhesive. It also means no dust - simply click together and begin furnishing your home. DECOCLICK can be installed professionally or as a DIY installation to save you costs. Our locking unit is also 30% stronger than the locking strength of competitors tiles. As click together tiles are floating floors, they can only be laid in temperature controlled environments to minimise expansion and contraction. If you're unsure which tile is most suitable for your installation, speak to your local independent and expert retailer who will be able to advise about the best product for your specific situation.

## DECOLAY(Looselay)

Looselay vinyl flooring has developed to reduce installation time and allow access to underfloor utilities. Under the right conditions these tiles can be placed on the subfloor without any adhesive. This helps to make them an easy installation option for anyone and everyone. We offer a range of loose lay floors for both commercial settings and domestic properties



• Looselay



• Click



# Luxury Vinyl Tile line-up

## Surface Embo Type

### C-EIR Embo Type



C-EIR

#### Continuous Embossed in Register

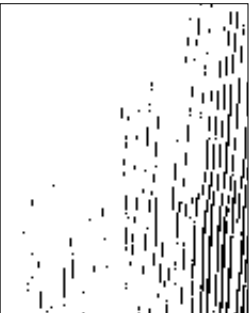
A technique that realistically expresses the texture of natural materials by matching the prints and surface embossing continuously and reducing repetitiveness. Every C-EIR has a different embo type according to the each pattern.

\* C-EIR is only applicable to wear layer 0.55mm products.


### General Embo Type



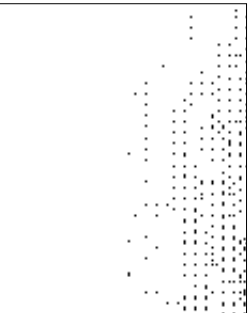
• Carving




• Deep Wood



• Smooth




• Woven




• Botanic Wood




• Modern




• Metal



• Carpet



• Rough Wood



• Light Ticking

## LVT Code

| PRODUCTS  | Code             | Specification        |                |      |
|-----------|------------------|----------------------|----------------|------|
|           |                  | Thickness            | W/L            |      |
| LVT       | DECOTTILE(Plank) | DSW                  | 3T             | 0.55 |
|           |                  | DLW                  | 3T             | 0.3  |
|           |                  | GSW                  | 2.5T           | 0.55 |
|           |                  | RLW                  | 2T             | 0.3  |
|           |                  | DEW                  | 3T             | 0.15 |
|           | DECOTILE(Square) | DTS                  | 3T             | 0.55 |
|           |                  | DTL                  | 3T             | 0.3  |
|           |                  | GTS                  | 2.5T           | 0.55 |
|           |                  | RTL                  | 2T             | 0.3  |
|           |                  | DTE                  | 3T             | 0.15 |
|           | DECOCLICK        | HLW                  | 3.2T           | 0.3  |
|           |                  | ILW                  | 4.0T           | 0.3  |
|           | PRESTG           | ISW                  | 4.0T           | 0.55 |
|           |                  | PTS(Square)          | 5.0T           | 0.55 |
|           | DECOLAY          | PSW(Wood)            | 5.0T           | 0.55 |
|           |                  | QSW(Wood)            | 5.0T(Acoustic) | 0.55 |
|           |                  | TSW(Wood)            | 5.0T           | 0.55 |
| DECORIGID | TTS(Square)      | 5.0T                 | 0.55           |      |
|           | PCW(Wood)        | 4.5T/6.0T(with Foam) | 0.55           |      |
|           | PTC(Square)      | 4.5T/6.0T(with Foam) | 0.55           |      |

## Product Comparison

| Characteristic              |                         | DECOTILE<br>(Dry Back)                                         | PRESTG<br>(Gluedown SPC) | DECORIGID<br>(Click SPC)               | DECOCLICK<br>(Click LVT)               | DECOLAY<br>(Looselay)                                                                          |
|-----------------------------|-------------------------|----------------------------------------------------------------|--------------------------|----------------------------------------|----------------------------------------|------------------------------------------------------------------------------------------------|
| Product<br>Option           | Total Thickness<br>(mm) | 2.5<br>3.0<br>(2.0)*                                           | 5.0                      | 4.5<br>6.0 (With Foam)                 | 3.2<br>4.0                             | 5.0                                                                                            |
|                             | Wear Layer<br>(mm)      | 0.3<br>0.55<br>(0.7)*                                          | 0.55                     | 0.3<br>0.55<br>(0.7)*                  | 0.3<br>0.55<br>(0.7)*                  | 0.55<br>0.7                                                                                    |
|                             | Squre Size<br>(mm)      | 450x450<br>600x600<br>(300x600)*<br>(914.4x914.4)*             | 600x600                  | 310x605                                | 310x605                                | 600x600<br>(300x600)*<br>(914.4x914.4)*                                                        |
|                             | Plank Size<br>(mm)      | 150x1,200<br>180x1,200<br>180x920<br>150x920<br>(228.6x1,523)* | 228,6x1,523              | 180x1,220<br>150x1,220<br>(220x1,500)* | 180x1,220<br>150x1,220<br>(220x1,500)* | 150x1,200<br>180x1,200<br>(225x1,200)*<br>(228.6x1,219.2)*<br>(228.6x1,523)*<br>(228.6x1,778)* |
|                             | Bevelled Edge           | Option                                                         | Option                   | Option                                 | Yes                                    | No                                                                                             |
| MOQ (Minimum OrderQuantity) |                         | 3 Pallets(2.0T/2.5T)<br>4 Pallets(3.0T)                        | 5 Pallets                | 5 Pallets                              | 4 Pallets (3.2T)<br>5 Pallets (4.0T)   | 5 Pallets                                                                                      |


( )\* → The size and thickness are available, but please contact salesperson in advance.



PRESTG(Gluedown SPC)



Basic Construction



- High-strength surface coating(Stone Shield)
- High-durability embossing transparent layer(C-EIR Wear Layer)
- High-resolution deign
- Transfer prevention(Transfer Guard)
- Natural stone composite layer(Stone Polymer Composite)
- Transfer prevention / Balance layer(Transfer Guard)

| Pattern      | Classification | Specification            | Packing           |
|--------------|----------------|--------------------------|-------------------|
| Stone Visual | PTS            | 5(T)×600(W)×600(L) mm    | 5pcs/Box (1.80m²) |
| Wood Visual  | PSW            | 5(T)×228.6(W)×1523(L) mm | 6pcs/Box (2.09m²) |

Technical Data

| Characteristic              | Standard                     | Unit | 5.0T(W/L 0.5mm)   |
|-----------------------------|------------------------------|------|-------------------|
| Type of Flooring            | EN ISO 10582                 | -    | PVC Heterogeneous |
| Classification              | EN 685                       | -    | Class 23/33/42    |
| Size                        | EN ISO 24342                 | %    | ≤0.15             |
| Straightness & Squareness   |                              | mm   | ≤0.35             |
| Overall Thickness           | EN ISO 24346                 | mm   | 5.0               |
| Wear Layer Thickness        | EN ISO 24340                 | mm   | 0.55              |
| Dimensional stability       | EN 434                       | %    | ≤0.25             |
| Heat Distortion Temperature | ISO 75-1                     | ℃    | ≥35               |
| Residual indentaion         | EN ISO 24343-1               | mm   | ≤0.05             |
| Castor chair                | EN425                        | -    | No damage         |
| Curl resistant to heat      | EN434                        | -    | ≤2                |
| Light fastness              | EN ISO105-B02                | -    | ≥6 (at least 6)   |
| Chemical resistance         | EN423                        | -    | No Change         |
| Reaction to fire            | AS ISO9239-1:2003, EN13501-1 | -    | Bfl-s1            |
| Slip resistance             | AS4586-2013                  | -    | R9                |

• Product Standard : EN ISO 10582



Features

**TRANSFER GUARD**  
(PREVENTS FLOOR TRANSFER)  
Our transfer guard technology prevents the visual transferring of scrape marks and flo or curling that can occur after installation.

**[CASTOR CHAIR TEST]**  
ISO 4918

90kg Castor chair test performed to check for flooring breaks and transfers.



**CONTINUOUS EMBOSSED IN REGISTER “C-EIR”**  
The authentic texture of wood and ceramic materials are generated by applying LG Hausys' continuous embossed in register technique, and through LG's random dye-cut system, diverse patterns and rich textures are beautifully expressed.

**C-EIR**  
**Continuous Embossed in Register**  
A technique that realistically the texture of natural materials by matching the prints and surface embossing continuously and reducing repetitiveness.



**STONE SHIELD**  
(HIGH-STRENGTH SURFACE COATING)  
Dual coating of high density finishing containing stone particles that create an exceptional anti-scratch performance.

**[MARTINDALE TEST]**  
EN16094 : 2012

Tested with 320 rotations on the product with a strength of 4N with a scratch pad (scotch Brite Fleece SB7440)



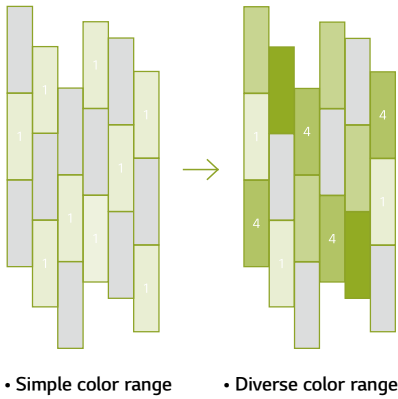
**SMART INSTALLATION**  
**One-Day**

PRESTG can be fitted directly over existing flooring which shortens the installation period to one day



**Mix & Match**  
PRESTG can be fitted directly over existing flooring which shortens the installation period to one day  
· Uneven floors will be installed after a self-leveling procedure  
· Gaps and breaks in the existing flooring requires filling/repairing  
· Can only be installed over decotiles and mineral flooring that is fixed to the subfloor  
· Installation time can vary according to environment and space

**COLOR VARIATION**  
Unlike the simple colors of conventional LVT flooring, PRESTG applies the diversity of color in natural materials to create a more luxurious and beautiful space.



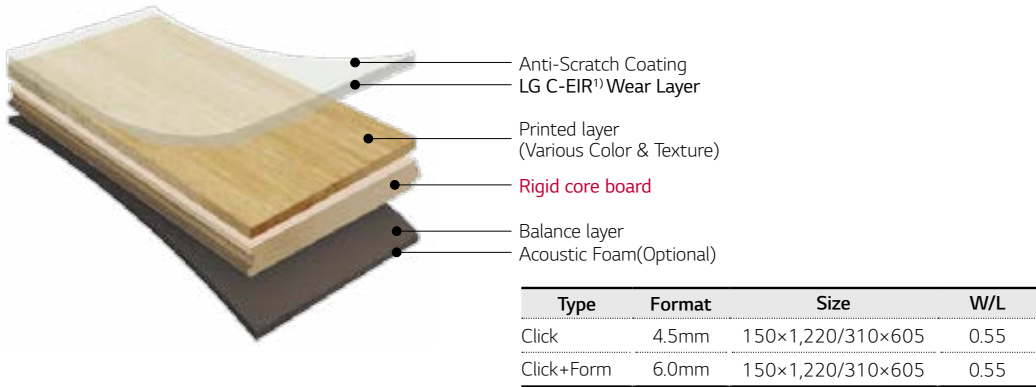
**BIG SIZE DESIGN**  
By doubling the pattern size of conventional flooring, PRESTG is able to express large, beautiful wood visuals.

**HIGH-RESOLUTION REALITY IMAGE**  
Free from the imitations of conventional printing methods, high-resolution photo quality printing is applied to elaborately express the reality of the material.

DECORIGID(Click SPC)



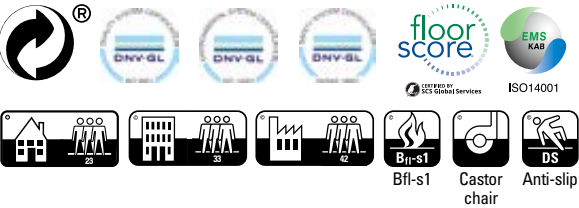
Basic Construction



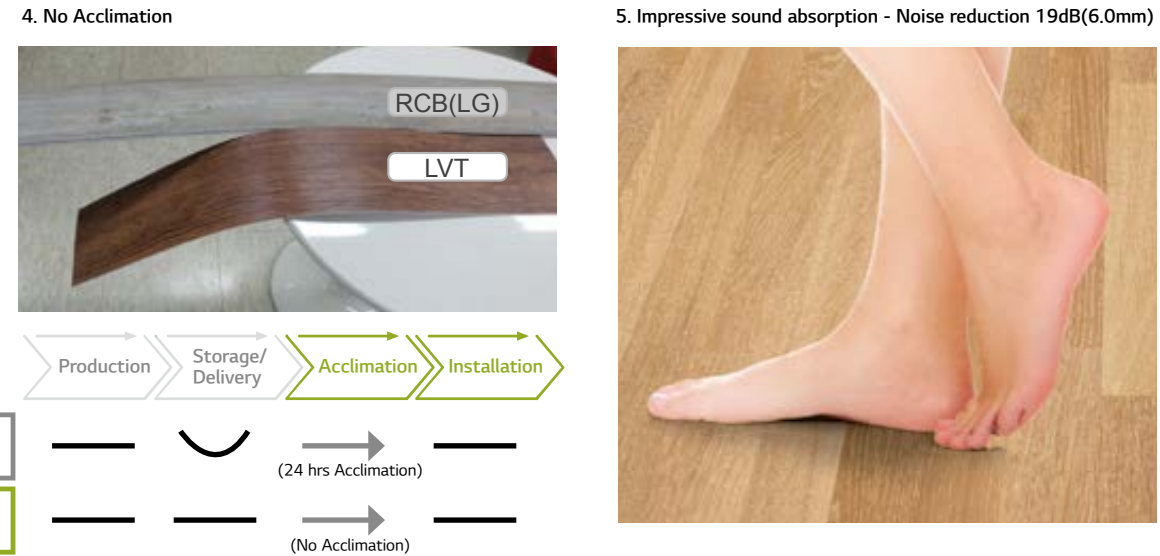
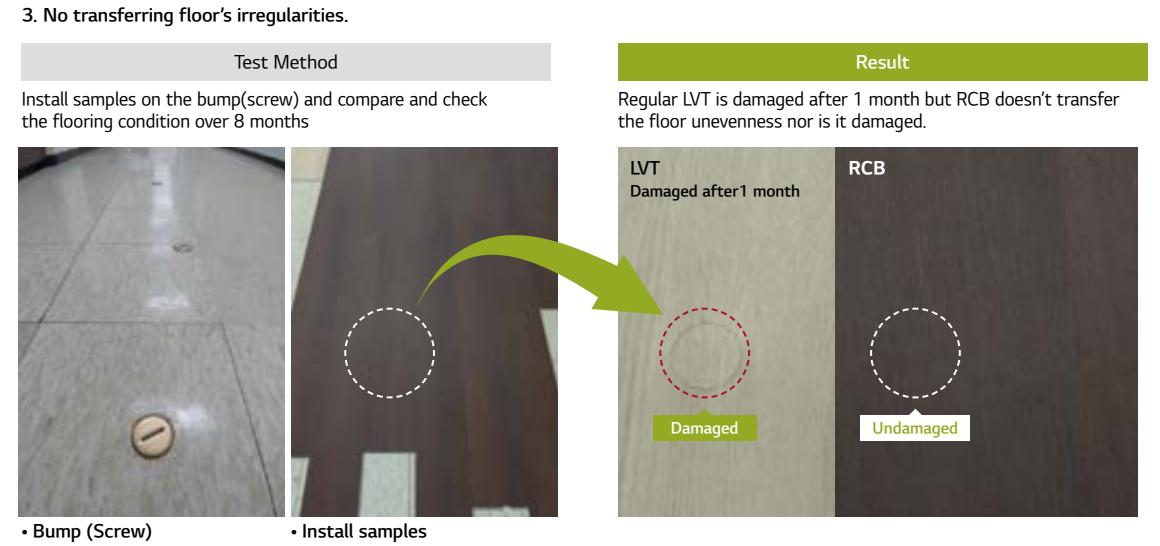
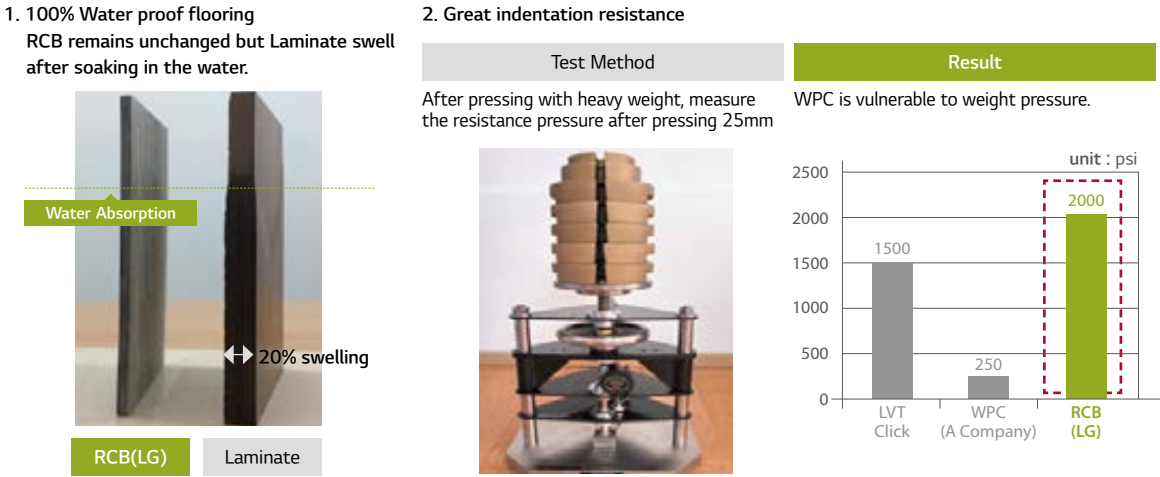
Technical Data

| Characteristic            | Standard                     | Unit  | 4.5T/6.0T(W/L 0.55mm) |
|---------------------------|------------------------------|-------|-----------------------|
| Type of Flooring          | EN ISO 10582                 | -     | PVC Heterogeneous     |
| Classification            | EN 685                       | -     | Class 23/33/42        |
| Size                      | EN ISO 24342                 | %     | ≤0.15                 |
| Straightness & Squareness |                              | mm    | ≤0.35                 |
| Overall Thickness         | EN ISO 24346                 | mm    | 4.5                   |
| Wear Layer Thickness      | EN ISO 24340                 | mm    | 0.55                  |
| Dimensional stability     | EN 434                       | %     | ≤0.1                  |
| Abrasion rating           | EN 660-2                     | -     | Group T               |
| Residual indentaion       | EN ISO 24343-1               | mm    | ≤0.05                 |
| Furniture leg             | EN424                        | -     | No damage             |
| Castor chair              | EN425                        | -     | No damage             |
| Curl resistant to heat    | EN434                        | -     | ≤2                    |
| Thermal performance       | EN12667                      | m²K/W | ≤0.1                  |
| Light fastness            | EN ISO105-B02                | -     | ≤6                    |
| Chemical resistance       | EN423                        | -     | No Change             |
| Electrical propensity     | EN1815                       | -     | Pass                  |
| Reaction to fire          | AS ISO9239-1:2003, EN13501-1 | -     | Bfl-s1                |
| Slip resistance           | AS4586-2013                  | -     | R10                   |

• Product Standard : EN ISO 10582



Features

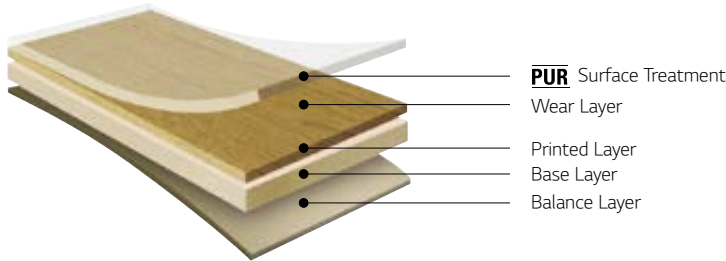




DECOTILE(Dry Back)



Basic Construction




Technical Data

| Characteristic            | Standard       | 2.5T<br>(W/L 0.3mm) | 2.5T<br>(W/L 0.55mm) | 3.0T<br>(W/L 0.3mm) | 3.0T<br>(W/L 0.55mm) |
|---------------------------|----------------|---------------------|----------------------|---------------------|----------------------|
| Type of Flooring          | EN ISO 10582   | PVC Heterogeneous   |                      |                     |                      |
| Surface Treatment         |                | PUR                 | PUR                  | PUR                 | PUR                  |
| Size                      | EN ISO 24342   | ≤0.15%              | ≤0.15%               | ≤0.15%              | ≤0.15%               |
| Straightness & Squareness |                | ≤0.35mm             | ≤0.35mm              | ≤0.35mm             | ≤0.35mm              |
| Classification            | EN 685         | Class 23/31         | Class 23/33/42       | Class 23/31         | Class 23/33/42       |
| Overall Thickness         | EN ISO 24346   | 2.0mm               | 2.5mm                | 3.0mm               | 3.0mm                |
| Wear Layer Thickness      | EN ISO 24340   | 0.3mm               | 0.55mm               | 0.3mm               | 0.55mm               |
| Wear Resistance           | EN 660-2       | T                   | T                    | T                   | T                    |
| Residual Indentation      | EN ISO 24343-1 | ≤0.1mm              | ≤0.1mm               | ≤0.1mm              | ≤0.1mm               |
| Dimensional Stability     | EN ISO 23999   | ≤0.25%              | ≤0.25%               | ≤0.25%              | ≤0.25%               |
| Curling                   |                | ≤2mm                | ≤2mm                 | ≤2mm                | ≤2mm                 |
| Color Fastness to Light   | EN ISO 105-B02 | ≥6                  | ≥6                   | ≥6                  | ≥6                   |
| Castor Chair Test         | EN ISO 4918    | No Change           | No Change            | No Change           | No Change            |
| Burning Characteristic    | EN 13501-1     | Bfl-s1              | Bfl-s1               | Bfl-s1              | Bfl-s1               |
| Chemical Resistance       | EN ISO 26987   | No Change           | No Change            | No Change           | No Change            |
| Slip Resistance           | EN 13893       | Class DS            | Class DS             | Class DS            | Class DS             |
|                           | DIN 51130      | R9                  | R9                   | R9                  | R9                   |

• Product Standard : EN ISO 10582



Features



**Eco & Human-friendly Product**

- FloorScore® and DIBt certified for low VOCs
- Phthalate Free(DEHP-DBP-BBP-DIDP-DINP-DNOP) & \ Heavy Metal Free(Cd-Pb-Hg-Cr6+)
- Made from safer, stronger raw materials



**Excellence in Design**

- 51 styles available in natural and modern color palette
- High-resolution imaging and patterns for realistic wood visuals
- New tile visuals that mirror woven patterns



**Durable Technology**

- PUR double coating improves resistance to scratches and stains
- Quality assured by warranties



**Excellent resistance to water**


DecoTile has a strong resistance against water. (No swelling, no distortion)



# DECOCLICK(Click LVT)



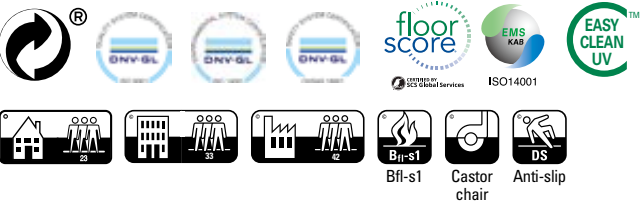
## Basic Construction



## Technical Data

| Characteristic            | Standard       | Unit | 3.2T<br>(W/L 0.3mm) | 4.0T<br>(W/L 0.3mm) | 4.0T<br>(W/L 0.55mm) |
|---------------------------|----------------|------|---------------------|---------------------|----------------------|
| Type of Flooring          | EN ISO 10582   | -    | PVC Heterogeneous   |                     |                      |
| Surface Treatment         | EN 685         | -    | PUR                 | PUR                 | PUR                  |
| Size                      | EN ISO 24342   | %    | ≤0.15               | ≤0.15               | ≤0.15                |
| Straightness & Squareness |                | mm   | ≤0.35               | ≤0.35               | ≤0.35                |
| Classification            | EN 685         | -    | Class 23/31         | Class 23/31         | Class 23/33/42       |
| Overall Thickness         | EN ISO 24346   | mm   | 3.2                 | 4.0                 | 4.0                  |
| Wear Layer Thickness      | EN ISO 24340   | mm   | 0.3                 | 0.3                 | 0.55                 |
| Wear Resistance           | EN 660-2       | -    | T                   | T                   | T                    |
| Residual Indentation      | EN ISO 24343-1 | mm   | ≤0.1                | ≤0.1                | ≤0.1                 |
| Dimensional Stability     | EN ISO 23999   | %    | ≤0.25               | ≤0.25               | ≤0.25                |
| Curling                   |                | mm   | ≤2                  | ≤2                  | ≤2                   |
| Color Fastness to Light   | EN ISO 105-B02 |      | ≥6                  | ≥6                  | ≥6                   |
| Castor Chair Test         | EN ISO 4918    |      | No Change           | No Change           | No Change            |
| Burning Characteristic    | EN 13501-1     |      | Bfl-s1              | Bfl-s1              | Bfl-s1               |
| Chemical Resistance       | EN ISO 26987   |      | No Change           | No Change           | No Change            |
| Slip Resistance           | EN 13893       |      | Class DS            | Class DS            | Class DS             |
|                           | DIN 51130      |      | R10                 | R10                 | R10                  |

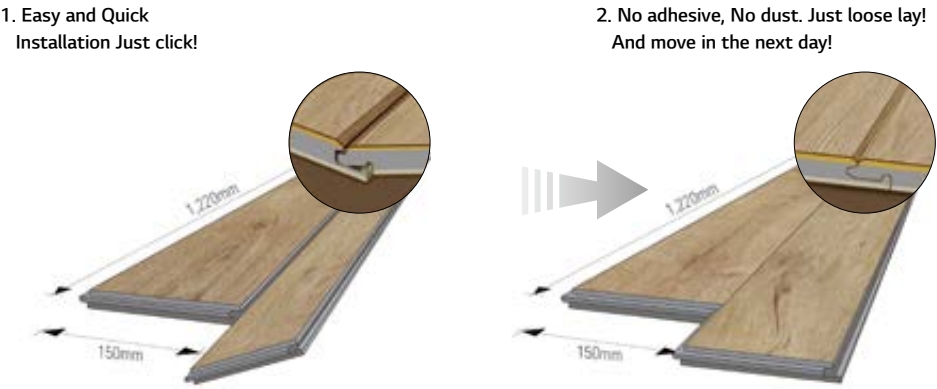
• Product Standard : EN ISO 10582



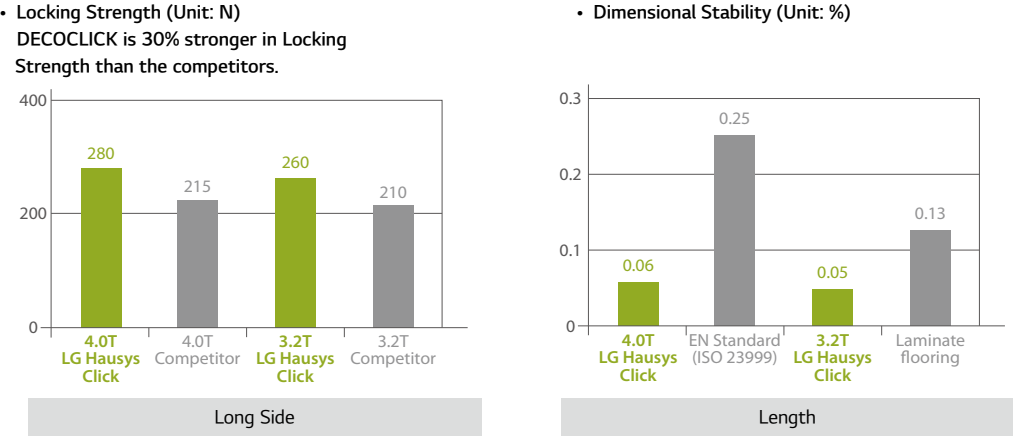
## Features

- Eco & Human-friendly Product**
  - FloorScore® and DIBt certified for low VOCs
  - Free of 6 types of harmful phthalate plasticizers : DOP, BBP, DBP, DIDP, DNOP, DINP
  - Heavy Metal Free : Cd, Pb, Hg, Cr6+
- Stronger Lock**
  - Patent-pending Fiber Reinforced Layer strengthens locking strength
- Easy Clean UV Coating**
  - LG's exclusive PUR treatment technology provides stronger resistance to contaminants
  - Easy cleaning and low maintenance cost (No wax & No polish needed)

## Locking System



## Benefits

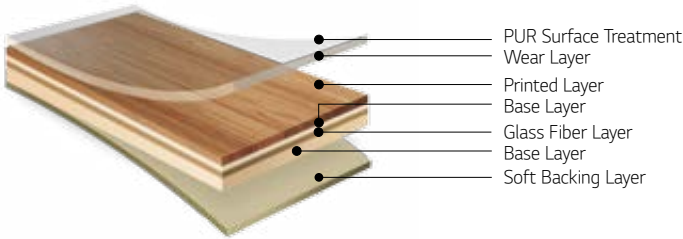




DECOLAY(Looselay)



Basic Construction



Technical Data

| Characteristic            | Standard        | Unit | 5.0T<br>(W/L 0.55mm) |
|---------------------------|-----------------|------|----------------------|
| Type of Flooring          | EN ISO 10582    | -    | PVC Heterogeneous    |
| Surface Treatment         | EN 685          | -    | PUR                  |
| Size                      | EN ISO 24342    | %    | ≤0.15                |
| Straightness & Squareness |                 | mm   | ≤0.35                |
| Classification            | EN 685          | -    | Class 23/33/42       |
| Overall Thickness         | EN ISO 24346    | mm   | 5.0                  |
| Wear Layer Thickness      | EN ISO 24340    | mm   | 0.55                 |
| Wear Resistance           | EN 660-2        | -    | T                    |
| Residual Indentation      | EN ISO 24343- 1 | mm   | ≤0.1                 |
| Dimensional Stability     | EN ISO 23999    | %    | ≤0.25                |
| Curling                   |                 | mm   | ≤2                   |
| Color Fastness to Light   | EN ISO 105-B02  |      | ≥6                   |
| Castor Chair Test         | EN ISO 4918     |      | No Change            |
| Burning Characteristic    | EN 13501-1      |      | Bfl-s1               |
| Chemical Resistance       | EN ISO 26987    |      | No Change            |
| Slip Resistance           | EN 13893        |      | Class DS             |
|                           | DIN 51130       |      | R9                   |

• Product Standard : EN ISO 10582



Features

**Excellent Sound Reduction (Δ15db)**

- Foam Middle Layer : High elastic foamed layer applied in LG Sports Floor

**Fast installation without glue and easy replacement**

- Non-slip backing sheet

**Durable surface**

- PU double coating improves resistance to scratches and stains

**Superior dimensional stability**

- Glass Fiber

**Acoustic Looselay**

- PUR Surface Treatment
- Wear Layer
- Printed Layer
- Base Layer
- Acoustic Foam Layer
- Base Layer
- Soft Backing Layer

**ECO friendly**

- Phthalate Free
- Heavy Metal Free
- Low TVOCs & HCHO



Design Collection

Plank

|          | Design           | Design No. | Embo Type     | DECOTILE<br>(Dryback) | PRESTG | DECORIGID<br>(RCB) | DECOCLICK | DECOLAY<br>(Looselay) |
|----------|------------------|------------|---------------|-----------------------|--------|--------------------|-----------|-----------------------|
| Heritage | Treasure Oak     | 7913       | C-EIR         | o                     | o      | o                  | o         |                       |
|          |                  | 7914       |               | o                     | o      | o                  | o         |                       |
|          |                  | 7911       |               | o                     | o      | o                  | o         |                       |
|          | Hickory Barn     | 1901       | C-EIR         | o                     |        | o                  | o         |                       |
|          |                  | 7821       |               | o                     |        | o                  | o         |                       |
|          |                  | 1902       |               | o                     |        | o                  | o         |                       |
|          | Crack Oak        | 7803       | C-EIR         | o                     | o      | o                  | o         |                       |
|          |                  | 7804       |               | o                     | o      | o                  | o         |                       |
|          |                  | 1642       |               | o                     | o      | o                  | o         |                       |
|          | Drift Oak        | 1820       | Rough wood    |                       |        |                    |           | o                     |
|          |                  | 1926       |               |                       |        |                    |           | o                     |
|          |                  | 1927       |               |                       |        |                    |           | o                     |
|          | Shipdeck         | 1903       | Light ticking | o                     |        | o                  | o         |                       |
|          |                  | 7822       |               | o                     |        | o                  | o         |                       |
|          |                  | 1904       |               | o                     |        | o                  | o         |                       |
|          | Majestic Hickory | 2381       | Carving       | o                     |        |                    |           | o                     |
|          |                  | 2382       |               | o                     |        |                    |           | o                     |
|          |                  | 2383       |               | o                     |        |                    |           | o                     |
|          | Split Ash        | 1928       | Light ticking | o                     |        | o                  |           |                       |
|          |                  | 1929       |               | o                     |        | o                  |           |                       |
|          |                  | 1930       |               | o                     |        | o                  |           |                       |
|          | Burned Ash       | 1244       | Rough wood    |                       |        |                    |           | o                     |
|          |                  | 1245       |               |                       |        |                    |           | o                     |
|          |                  | 1819       |               |                       |        |                    |           | o                     |
| Harmony  | Weathered Pine   | 7801       | C-EIR         |                       | o      | o                  | o         |                       |
|          |                  | 7802       |               |                       | o      | o                  | o         |                       |
|          |                  | 1634       |               |                       | o      | o                  | o         |                       |
|          | Malta Oak        | 1246       | Light ticking | o                     |        |                    |           |                       |
|          |                  | 1247       |               | o                     |        |                    |           |                       |
|          |                  | 1905       |               | o                     |        |                    |           |                       |
|          | Parquet wood     | 6902       | C-EIR         | o                     | o      |                    |           |                       |
|          |                  | 6903       |               | o                     | o      |                    |           |                       |
|          |                  | 6901       |               | o                     | o      |                    |           |                       |
|          | Lougheed Oak     | 7807       | C-EIR         |                       |        | o                  | o         |                       |
|          |                  | 7806       |               |                       |        | o                  | o         |                       |
|          |                  | 1909       |               |                       |        | o                  | o         |                       |
|          | Blackbutt        | 1639       | Deep wood     | o                     |        |                    |           | o                     |
|          |                  | 1640       |               | o                     |        |                    |           | o                     |
|          |                  | 1910       |               | o                     |        |                    |           | o                     |
|          | Fiyoari Oak      | 7818       | Rough wood    | o                     |        | o                  | o         |                       |
|          |                  | 1911       |               | o                     |        | o                  | o         |                       |
|          |                  | 1912       |               | o                     |        | o                  | o         |                       |
|          | smooth oak       | 2385       | Light ticking | o                     |        |                    |           |                       |
|          |                  | 2386       |               | o                     |        |                    |           |                       |
|          |                  | 2387       |               | o                     |        |                    |           |                       |
|          | Vanilla Oak      | 0026       | Light ticking | o                     |        |                    |           |                       |
|          |                  | 0031       |               | o                     |        |                    |           |                       |
|          |                  | 1935       |               | o                     |        |                    |           |                       |
|          | Avenue Wood      | 2611       | Light ticking | o                     |        |                    |           |                       |
|          |                  | 2613       |               | o                     |        |                    |           |                       |
|          |                  | 2612       |               | o                     |        |                    |           |                       |
|          | Tasmanian Oak    | 1913       | Rough wood    |                       |        |                    |           | o                     |
|          |                  | 1914       |               |                       |        |                    |           | o                     |
|          |                  | 1644       |               |                       |        |                    |           | o                     |
|          | Spotted Gum      | 1526       | Carving       |                       |        |                    |           | o                     |
|          |                  | 1530       |               |                       |        |                    |           | o                     |
|          |                  | 1915       |               |                       |        |                    |           | o                     |
|          | Brushed Oak      | 0712       | C-EIR         | o                     |        |                    |           |                       |
|          |                  | 0713       |               | o                     |        |                    |           |                       |
|          |                  | 0711       |               | o                     |        |                    |           |                       |
|          | Soft Walnut      | 0719       | C-EIR         | o                     |        |                    | o         |                       |
|          |                  | 0720       |               | o                     |        |                    | o         |                       |
|          |                  | 1918       |               | o                     |        |                    | o         |                       |
|          | American Oak     | 1203       | Light ticking |                       |        |                    | o         |                       |
|          |                  | 1205       |               |                       |        |                    | o         |                       |
|          |                  | 1936       |               |                       |        |                    | o         |                       |
|          | Kennedy Oak      | 1943       | Rough wood    | o                     |        |                    |           |                       |
|          |                  | 1944       |               | o                     |        |                    |           |                       |
|          |                  | 1945       |               | o                     |        |                    |           |                       |
|          | Washed Oak       | 1919       | C-EIR         | o                     |        | o                  | o         |                       |
|          |                  | 1920       |               | o                     |        | o                  | o         |                       |
|          |                  | 1921       |               | o                     |        | o                  | o         |                       |
| Artisan  | Saltlake Oak     | 7810       | C-EIR         | o                     |        | o                  | o         |                       |
|          |                  | 7805       |               | o                     |        | o                  | o         |                       |
|          |                  | 7815       |               | o                     |        | o                  | o         |                       |
|          | Salvador Walnut  | 1236       | Light ticking | o                     |        |                    |           |                       |
|          |                  | 1237       |               | o                     |        |                    |           |                       |
|          |                  | 1940       |               | o                     |        |                    |           |                       |
|          | Limed Oak        | 7813       | C-EIR         | o                     |        |                    |           |                       |
|          |                  | 1922       |               | o                     |        |                    |           |                       |
|          |                  | 7814       |               | o                     |        |                    |           |                       |
|          | Drum Oak         | 1635       | Light ticking | o                     |        |                    |           |                       |
|          |                  | 1636       |               | o                     |        |                    |           |                       |
|          |                  | 7816       |               | o                     |        |                    |           |                       |
|          | White Oak        | 2608       | Light ticking | o                     |        | o                  | o         |                       |
|          |                  | 2609       |               | o                     |        | o                  | o         |                       |
|          |                  | 1923       |               | o                     |        | o                  | o         |                       |
|          | Antique Oak      | 1229       | Light ticking | o                     |        |                    |           |                       |
|          |                  | 1232       |               | o                     |        |                    |           |                       |
|          |                  | 1924       |               | o                     |        |                    |           |                       |
|          | Moscado Pine     | 5713       | Deep wood     | o                     |        |                    | o         |                       |
|          |                  | 5715       |               | o                     |        |                    | o         |                       |
|          |                  | 5717       |               | o                     |        |                    | o         |                       |
|          | Skandi Wood      | 0023       | Light ticking | o                     |        | o                  |           |                       |
|          |                  | 0022       |               | o                     |        | o                  |           |                       |
|          |                  | 1942       |               | o                     |        | o                  |           |                       |
|          | Painted Wood     | 2621       | Rough wood    | o                     |        |                    |           | o                     |
|          |                  | 2622       |               | o                     |        |                    |           | o                     |
|          |                  | 2624       |               | o                     |        |                    |           | o                     |

Square

|                        | Design              | Design No. | Embo Type | DECOTILE<br>(Dryback) | PRESTG | DECORIGID<br>(RCB) | DECOCLICK | DECOLAY<br>(Looselay) |
|------------------------|---------------------|------------|-----------|-----------------------|--------|--------------------|-----------|-----------------------|
| Glacier                | Onyx Marble         | 6915       | Smooth    | o                     | o      | o                  | o         |                       |
|                        |                     | 6916       |           | o                     | o      | o                  |           |                       |
|                        |                     | 6441       |           | o                     | o      | o                  |           |                       |
|                        | Sibila              | 6803       | Smooth    | o                     |        | o                  |           | o                     |
|                        |                     | 6486       |           | o                     |        |                    |           | o                     |
|                        |                     | 6485       |           | o                     |        |                    |           | o                     |
| Bianco                 | 6443                | Smooth     | o         | o                     |        |                    |           |                       |
|                        | 6917                |            | o         | o                     |        |                    |           |                       |
|                        | 6918                |            | o         | o                     |        |                    |           |                       |
| Contemporary           | Crack Concrete      | 6905       | C-EIR     |                       | o      | o                  | o         |                       |
|                        |                     | 6906       |           | o                     | o      | o                  |           |                       |
|                        |                     | 6904       |           | o                     | o      | o                  |           |                       |
|                        | Metal Cloud         | 6444       | Smooth    | o                     |        |                    |           |                       |
|                        |                     | 6445       |           | o                     |        |                    |           |                       |
|                        |                     | 9011       |           | o                     |        |                    |           |                       |
|                        | Drift Marble        | 6271       | Smooth    | o                     |        | o                  | o         |                       |
|                        |                     | 6272       |           | o                     |        | o                  | o         |                       |
|                        |                     | 6273       |           | o                     |        | o                  | o         |                       |
|                        | Gesso               | 6446       | Smooth    | o                     |        |                    |           | o                     |
|                        |                     | 6447       |           | o                     |        |                    |           | o                     |
|                        |                     | 6448       |           | o                     |        |                    |           | o                     |
|                        | Oyster Marble       | 6805       | Smooth    | o                     |        |                    |           |                       |
|                        |                     | 6483       |           | o                     |        |                    |           |                       |
|                        |                     | 6484       |           | o                     |        |                    |           |                       |
|                        | Crete               | 6909       | Metal     | o                     | o      | o                  | o         |                       |
|                        |                     | 6911       |           | o                     | o      | o                  | o         |                       |
|                        |                     | 6912       |           | o                     | o      | o                  | o         |                       |
|                        | Casablanca concrete | 0060       | Smooth    | o                     |        |                    |           |                       |
|                        |                     | 0059       |           | o                     |        |                    |           |                       |
|                        |                     | 0761       |           | o                     |        |                    |           |                       |
|                        | Besilius Marble     | 6475       | Smooth    | o                     |        |                    |           |                       |
|                        |                     | 6476       |           | o                     |        |                    |           |                       |
|                        |                     | 6450       |           | o                     |        |                    |           |                       |
| Faded Concrete         | 6451                | Smooth     | o         |                       |        |                    |           |                       |
|                        | 6452                |            | o         |                       |        |                    |           |                       |
|                        | 6453                |            | o         |                       |        |                    |           |                       |
| Rustic Steel           | 6907                | Smooth     | o         | o                     | o      | o                  |           |                       |
|                        | 6908                |            | o         | o                     | o      | o                  |           |                       |
|                        | 6251                |            | o         |                       |        |                    |           |                       |
| Rigid Metal            | 6253                | Smooth     | o         |                       |        |                    |           |                       |
|                        | 6254                |            | o         |                       |        |                    |           |                       |
|                        | 0055                |            | o         |                       |        |                    |           |                       |
| Fossil Riven Sandstone | 0056                | Smooth     | o         |                       |        |                    |           |                       |
|                        | 0058                |            | o         |                       |        |                    |           |                       |
|                        | 6275                |            | o         |                       |        |                    |           |                       |
| Travertine             | 6276                | Smooth     | o         |                       |        |                    |           |                       |
|                        | 6277                |            | o         |                       |        |                    |           |                       |
|                        |                     |            |           |                       |        |                    |           |                       |
| Industrial             | Sand Granite        | 2639       | Smooth    | o                     |        |                    |           |                       |
|                        |                     | 2370       |           | o                     |        |                    |           |                       |
|                        |                     | 6454       |           | o                     |        |                    |           |                       |
|                        | Sand Marble         | 6238       | Smooth    | o                     |        |                    |           |                       |
|                        |                     | 6913       |           | o                     |        |                    |           |                       |
|                        |                     | 6914       |           | o                     |        |                    |           |                       |
|                        | Marble              | 1709       | Smooth    | o                     |        |                    |           |                       |
|                        |                     | 1713       |           | o                     |        |                    |           |                       |
| 1717                   |                     | o          |           |                       |        |                    |           |                       |
| Gemstone               | Millstone           | 6801       | Slate     |                       | o      | o                  | o         |                       |
|                        |                     | 6807       |           | o                     |        | o                  | o         |                       |
|                        |                     | 6482       |           | o                     |        |                    |           |                       |
|                        | Anthracite          | 6804       | Smooth    | o                     |        |                    |           | o                     |
|                        |                     | 6805       |           | o                     |        |                    |           | o                     |
|                        |                     | 6806       |           | o                     |        |                    |           | o                     |
|                        | Slate Noir          | 6291       | Slate     | o                     |        |                    |           |                       |
|                        |                     | 6292       |           | o                     |        |                    |           |                       |
| 6293                   |                     | o          |           |                       |        |                    |           |                       |
| Oceanus Granite        | 0051                | Smooth     | o         |                       |        |                    |           |                       |
|                        | 0053                |            | o         |                       |        |                    |           |                       |
|                        | 6802                |            | o         |                       |        |                    |           |                       |
| Terrazzo               | 6281                | Smooth     | o         |                       |        |                    |           |                       |
|                        | 6282                |            | o         |                       |        |                    |           |                       |
|                        | 6283                |            | o         |                       |        |                    |           |                       |
| Textile                | Natural Woven       | 6326       | Woven     |                       |        |                    |           | o                     |
|                        |                     | 6325       |           |                       |        |                    |           | o                     |
|                        |                     | 6329       |           |                       |        |                    |           | o                     |
|                        | Jeogori             | 2992       | Smooth    | o                     |        |                    |           |                       |
|                        |                     | 2991       |           | o                     |        |                    |           |                       |
|                        |                     | 2993       |           | o                     |        |                    |           |                       |
|                        | Twill Woven         | 6345       | Woven     | o                     |        |                    |           | o                     |
|                        |                     | 6344       |           | o                     |        |                    |           | o                     |
|                        |                     | 6347       |           | o                     |        |                    |           | o                     |
|                        | Tapestry            | 6460       | Woven     | o                     |        |                    |           |                       |
|                        |                     | 6461       |           | o                     |        |                    |           |                       |
|                        |                     | 6462       |           | o                     |        |                    |           |                       |
|                        | Square Fabric       | 6324       | Woven     | o                     |        |                    |           | o                     |
|                        |                     | 6464       |           | o                     |        |                    |           | o                     |
|                        |                     | 6323       |           | o                     |        |                    |           | o                     |
|                        | Line Woven          | 6340       | Woven     | o                     |        |                    |           |                       |
|                        |                     | 6341       |           | o                     |        |                    |           |                       |
|                        |                     | 6343       |           | o                     |        |                    |           |                       |
| Trouvere Carpet        | 6065                | Carpet     | o         |                       |        |                    |           |                       |
|                        | 6064                |            | o         |                       |        |                    |           |                       |
|                        | 6066                |            | o         |                       |        |                    |           |                       |
| Pattern Woven          | 6337                | Woven      | o         |                       |        |                    |           |                       |
|                        | 6338                |            | o         |                       |        |                    |           |                       |
|                        | 6336                |            | o         |                       |        |                    |           |                       |
| Landscape carpet       | 6470                | Carpet     | o         |                       | o      | o                  |           |                       |
|                        | 6075                |            | o         | o                     | o      |                    |           |                       |
|                        | 6076                |            | o         | o                     | o      |                    |           |                       |





# Design Collection

Plank Type Heritage



Weathered Pine 7801



Color of the above product can be different from actual product color.



# Design Collection

Plank Type Harmony



Parquet Wood 6903

Color of the above product can be different from actual product color.



Malta Oak 1246



Malta Oak 1247




Malta Oak 1905



Parquet Wood 6902



Parquet Wood 6903



Parquet Wood 6901



Lougheed Oak 7807



Lougheed Oak 7806



Lougheed Oak 1909



Blackbutt 1639



Blackbutt 1640



Blackbutt 1910



Fiyoari Oak 7818



Fiyoari Oak 1911



Fiyoari Oak 1912



Smooth Oak 2385



Smooth Oak 2386



Smooth Oak 2387



Vanilla Oak 0026





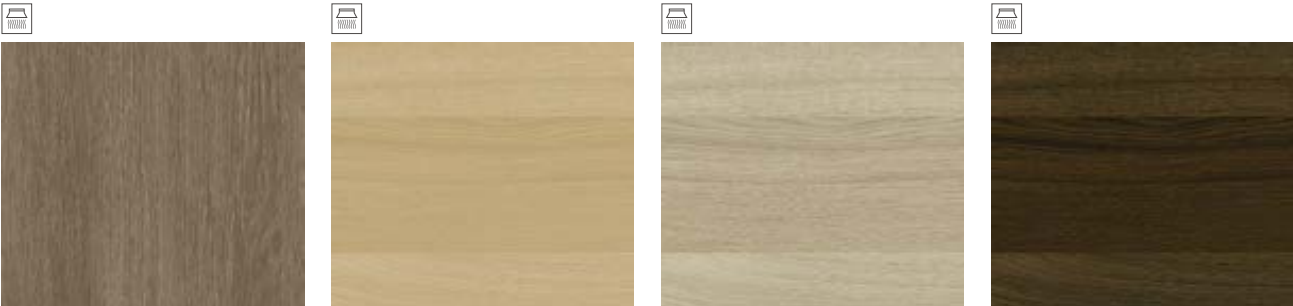
Vanilla Oak 0031



Plank Type Harmony



Fiyoari Oak 7818



Color of the above product can be different from actual product color.



# Design Collection

Plank Type Aritisan



Limed Oak 7813





# Design Collection

Square Type Glacier



Bianco 6917

Color of the above product can be different from actual product color.



Onyx Marble 6915



Onyx Marble 6916



Onyx Marble 6441



Sibila 6803



Sibila 6486



Sibila 6485



Bianco 6443



Bianco 6917



Bianco 6918



Sibila 6486



# Design Collection

Square Type Contemporary



Travertine 6276

Color of the above product can be different from actual product color.




Crack Concrete 6905



Crack Concrete 6906



Crack Concrete 6904



Metal Cloud 6444



Metal Cloud 6445



Metal Cloud 9011



Drift Marble 6271



Drift Marble 6272



Drift Marble 6273



Gesso 6446



Gesso 6447



Gesso 6448



Oyster Marble 6805



Oyster Marble 6483



Oyster Marble 6484



Crete 6909



Crete 6911



Crete 6912



Casablanca Concrete 0060



Casablanca Concrete 0059



Square Type Contemporary



Rustic Steel 6907

Color of the above product can be different from actual product color.



Besilius Marble 0761



Besilius Marble 6475



Besilius Marble 6476



Faded Concrete 6450



Faded Concrete 6451



Faded Concrete 6452



Rustic Steel 6453



Rustic Steel 6907



Rustic Steel 6908




Rigid Metal 6251



Rigid Metal 6253



Rigid Metal 6254



Fossil Riven Sandstone 0055



Fossil Riven Sandstone 0056



Fossil Riven Sandstone 0058



Travertine 6275



Travertine 6276



Travertine 6277



# Design Collection

Square Type Industrial



Millstone 6807

Color of the above product can be different from actual product color.



Sand Granite 2639



Sand Granite 2370



Sand Granite 6454



Sand Marble 6238



Sand Marble 6913



Sand Marble 6914



Marble 1709



Marble 1713



Marble 1717



Millstone 6801



Millstone 6807



Millstone 6482



Sand Granite 2639



# Design Collection

Square Type Gemstone



Anthracite 6806

Color of the above product can be different from actual product color.




Anthracite 6804



Anthracite 6805



Anthracite 6806



Slate Noir 6291



Slate Noir 6292



Slate Noir 6293



Oceanus Granite 0051



Oceanus Granite 0053



Oceanus Granite 6802



Terrazzo 6281



Terrazzo 6282



Terrazzo 6283





Terrazzo 6282





# Design Collection

Square Type Textile









Natural Woven 6326





Natural Woven 6325





Natural Woven 6329





Jeogori 2992





Jeogori 2991





Jeogori 2993




Twill Woven 6345





Twill Woven 6344




Twill Woven 6347





Tapestry 6460




Tapestry 6461





Tapestry 6462





Square Fabric 6324





Square Fabric 6464





Square Fabric 6323





Line Woven 6340





Line Woven 6341





Line Woven 6343





Trouvere Carpet 6065





Trouvere Carpet 6064





Trouvere Carpet 6066





Pattern Woven 6337





Pattern Woven 6338




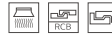
Pattern Woven 6336



landscape carpet 6470




landscape carpet 6075



landscape carpet 6076





## Vinyl Composition Tile

VIP Tile (Marble Origin / R- Inlaid)

Gallant

Grand / Modern

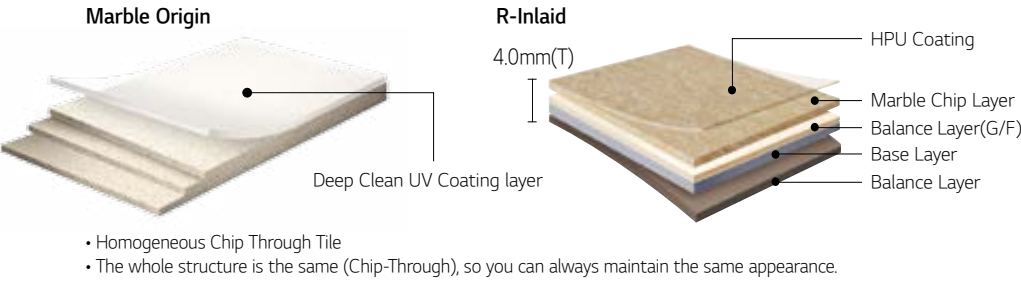
Deluxe

# Vinyl Composition Tile

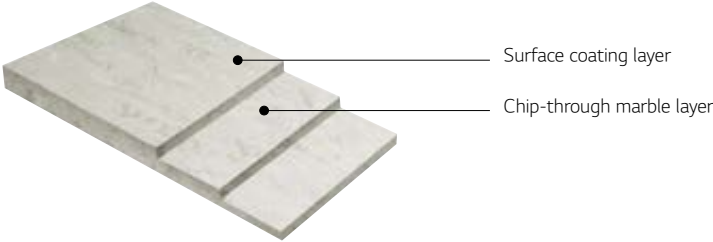
Chips are inserted from the surface through to the bottom to maintain the original color and shape even after wear off.




## Marble/Post Construction



## Gallant/Grand/ Marble




## Deluxe Construction



## Features

- 

**Excellent walking feeling**  
Walking in a single layer structure with high PVC content Excellent.
- 


**Natural Marble Design of Advanced Technique**  
With various patterns and colors of natural marble effect The interior is excellent.
- 

**High durability**  
A pure single-layer structure of the finest PVC prescription, such as tools, cart, etc. There is almost no cracking or cracking due to heavy materials.
- 

**Easy installation**  
It is manufactured by special cutting processing method, Almost no cracks occur.
- 

**Eco friendly**  
Environment-friendly certified by the Ministry of Environment Building materials.  
(Reduce indoor air pollution, reduce harmful substances)

## Technical Data

| Reference Specification                                                                                                                 |             |                                |                 |
|-----------------------------------------------------------------------------------------------------------------------------------------|-------------|--------------------------------|-----------------|
| ASTM F 1066                                                                                                                             |             | Class II, Through Pattern Tile |                 |
| General Properties                                                                                                                      |             |                                |                 |
| Characteristic                                                                                                                          | Standard    | Unit                           | VCT             |
| Size                                                                                                                                    | ASTM F 2055 | mm                             | 300/450/600     |
| Thickness                                                                                                                               | ASTM F 386  | mm                             | 3.0/4.0         |
| Squareness                                                                                                                              | ASTM F 2055 | mm                             | ≤ 0.254         |
| Dimensional Stability                                                                                                                   | ASTM F 2199 |                                | Passed          |
| Indentation                                                                                                                             | ASTM F 1914 |                                | Passed          |
| Static Load Limit                                                                                                                       | ASTM F 970  | psi                            | 250             |
| Fire Resistance                                                                                                                         |             |                                |                 |
| Critical Radiant Flux                                                                                                                   | ASTM E 648  | W/cm²                          | ≥ 0.45Watts/cm² |
|                                                                                                                                         |             |                                | NFPA Class I    |
| Smoke Density                                                                                                                           | ASTM E 662  |                                | < 450 - Passed  |
| General Properties                                                                                                                      |             |                                |                 |
| ISO 9001 - QUALITY MANAGEMENT SYSTEM STANDARD                                                                                           |             |                                |                 |
| ISO 14001 - ENVIRONMENTAL MANAGEMENT SYSTEM STANDARD                                                                                    |             |                                |                 |
| LG HAUSYS RESPONSIBLE CARE – GLOBAL COMMITMENT AND INITIATIVE                                                                           |             |                                |                 |
| Warranty                                                                                                                                |             |                                |                 |
|  Guarantee for manufacturing defects and wear-out* |             |                                | 5 Years         |

\* Warranty is valid only when installed in accordance with LG Hausys's Installation & Maintenance guide.



SVM 0102, SVM 0105



# VIP Tile(Marble Origin)

|                  |                        |        |      |
|------------------|------------------------|--------|------|
| Type of Flooring | Vinyl Composition Tile |        |      |
| Total thickness  | 3mm(Chip Through)      |        |      |
| Size             | 600×600mm              |        |      |
| Packing          | 9pcs/Box               | Colors | 12 C |



VMO 5206, VMO 5210



VMO 5201



VMO 5206



VMO 5222



VMO 5207




VMO 5227




VMO 5203




VMO 5210




VMO 5216




VMO 5225



VMO 5219



VMO 5217



VMO 5205



VMO 5203, VMO 5225

Color of the above product can be different from actual product color.



# VIP Tile(R-Inlaid)

|                  |                        |        |      |
|------------------|------------------------|--------|------|
| Type of Flooring | Vinyl Composition Tile |        |      |
| Total thickness  | 4mm                    |        |      |
| Size             | 600×600mm              |        |      |
| Packing          | 9pcs/Box               | Colors | 15 C |



INP 4502

Color of the above product can be different from actual product color.

## Granite



RIN 4800



RIN 4802



RIN 4801



RIN 4803

## Marble



RIN 4804



RIN 4925



RIN 4921




RIN 4933

## Polishing



RIN 4938



RIN 4820




RIN 4821




RIN 4502

## Slate



RIN 4515



RIN 4810



RIN 4811



INP 4801



# Gallant

|                  |                        |        |      |
|------------------|------------------------|--------|------|
| Type of Flooring | Vinyl Composition Tile |        |      |
| Total thickness  | 3.0mm(Chip Through)    |        |      |
| Size             | 450×450mm              |        |      |
| Packing          | 16pcs/Box              | Colors | 12 C |




GAT 1706, GAT 1710

Color of the above product can be different from actual product color.

## Gallant




GAT 1710      GAT 1707      GAT 1711      GAT 1702



GAT 1701      GAT 1704      GAT 1705      GAT 1703



GAT 1708      GAT 1709



GAT 1706      GAT 1718



GAT 1701

# Grand / Modern

|                  |                        |        |      |
|------------------|------------------------|--------|------|
| Type of Flooring | Vinyl Composition Tile |        |      |
| Total thickness  | 3.0mm(Chip Through)    |        |      |
| Size             | 450×450mm              |        |      |
| Packing          | 16pcs/Box              | Colors | 18 C |



MDN 1301

Color of the above product can be different from actual product color.

## Grand



GRD 1101

GRD 1104

GRD 1105

GRD 1106



GRD 1102



GRD 1110



GRD 1112



GRD 1108



GRD 1103

## Modern



MDN 1301

MDN 1302

MDN 1303

MDN 1304



MDN 1305



MDN 1306



MDN 1307



MDN 1308




MDN 1309


Vinyl Composition Tile

Grand / Modern





## Specialty



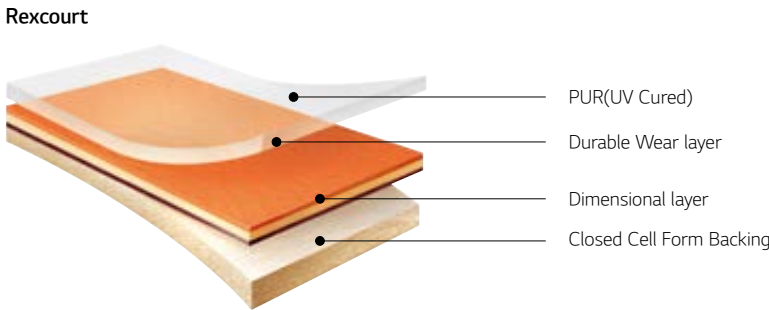
- REXCOURT(Sports Flooring)
- Staticpulse(Conductive Tile)
- Woven Tile
- Rubber
- SD Trands, SD Metal(Safety Flooring)
- Wall Covering(Medistep Wall)

# REXCOURT(Sports Flooring)

'Highly Resilient Indoor Sports Flooring'  
Designed for sports flooring where shock absorption, elasticity, and other requirements for sports activities are needed.

|                                                                                             |                                                                                                    |                                                                                                |                                                                                               |
|---------------------------------------------------------------------------------------------|----------------------------------------------------------------------------------------------------|------------------------------------------------------------------------------------------------|-----------------------------------------------------------------------------------------------|
|  Gymnasium |  Basketball court |  Table tennis |  Badminton |
|---------------------------------------------------------------------------------------------|----------------------------------------------------------------------------------------------------|------------------------------------------------------------------------------------------------|-----------------------------------------------------------------------------------------------|

## Basic Construction



## Technical Data

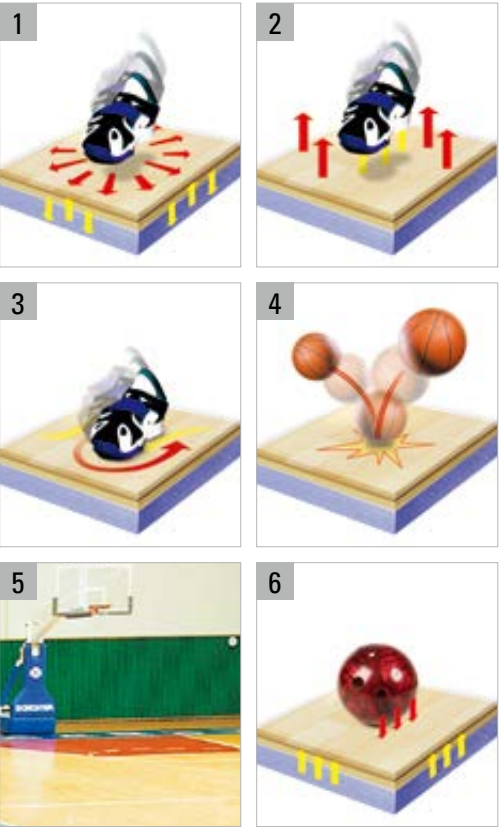
|                            | Characteristics                | Test Standard | Unit  | Requirement               | RESULT                            |              |              |              |
|----------------------------|--------------------------------|---------------|-------|---------------------------|-----------------------------------|--------------|--------------|--------------|
|                            |                                |               |       |                           | Badminton<br>Table Tennis         | 4.5          | 6.5          | 8.0          |
| Description                | Roll Width                     |               | M     |                           | 1.8                               | 1.8          | 1.8          | 1.8          |
|                            | Roll Length                    |               | M     |                           | 16(Badminton)<br>14(Table Tennis) | 20           | 15           | 11           |
|                            | Total Thickness                |               | mm    |                           | 3.9                               | 4.5          | 6.5          | 8.0          |
|                            | Weight                         |               | kg/m² |                           | 2.7                               | 3.1          | 4.3          | 4.8          |
| Player/Surface Interaction | Friction                       | EN 13036-4    | -     | 80-110                    | Average 84                        | Average 93   | Average 87   | Average 87   |
|                            | Shock absorption               | EN 14808      | %     | Min.25                    | /                                 | /            | ≥ 25         | ≥ 25         |
|                            | Vertical deformation           | EN 14809      | mm    | ≤ 5.0                     | 0.5                               | 1.0          | 1.0          | 1.0          |
| Technical Aspects          | Vertical ball rebound          | EN 12235      | %     | ≥ 90                      | Average 100                       | Average 99   | Average 96   | Average 99   |
|                            | Behaviour under a rolling load | EN 1569       | -     | No damage                 | No damage                         | No damage    | No damage    | No damage    |
|                            | Resistance to wear             | EN ISO 5470-1 | g     | synthetic surface : ≤1.00 | 0.23                              | 0.19         | 0.21         | 0.21         |
|                            | Resistance to static load      | EN 1516       | mm    | ≤ 0.5                     | Average 0.13                      | Average 0.23 | Average 0.33 | Average 0.31 |
|                            | Resistance to impact           | EN 1517       | -     | No damage                 | No damage                         | No damage    | No damage    | No damage    |
| Fire Classification        | Resistance to Fire             | EN 13501-1    | -     |                           | Cfl-s1                            | Cfl-s1       | Cfl-s1       | Cfl-s1       |

※ The above value may change for quality improvement without notice.



## Features

1. Shock absorption(EN 14808)  
Safe for all court sport
2. Vertical deformation(EN 14809)  
· Excellent power return enables athletes to increase their on-court performances  
· Superior vertical stability eliminates ‘area’ indentation preventing instability
3. Friction(EN 13036-4)  
Optimal slip resistant property provides a safe playing surface a safe playing surface
4. Superior ball rebound(EN 12235)  
Ideal for sports with ball bouncing due to strong elasticity
5. Behavior under a rolling load(EN 1569)  
Superior durability under heavy rolling and static load limits
6. Resistance to static load(EN 1516)  
Excellent durability for sports activities





Sports Flooring

# REXCOURT

| Type of Flooring <sup>1</sup> Sports Vinyl Flooring |                             |            |                              |
|-----------------------------------------------------|-----------------------------|------------|------------------------------|
| Total thickness                                     | 4.5/6.5/8.0mm               | Wear Layer | 0.6mm(4.5T)/1.0mm(6.0, 8.0T) |
| Width                                               | 1.8M                        | Colors     | 19 C                         |
| Weight                                              | 4.5mm:3,100g/m <sup>2</sup> | Length     | 4.5mm:20M/Roll               |
|                                                     | 6.5mm:4,300g/m <sup>2</sup> |            | 6.5mm:15M/Roll               |
|                                                     | 8.0mm:4,800g/m <sup>2</sup> |            | 8.0mm:11M/Roll               |



SPF 1822

Color of the above product can be different from actual product color.

Wood



SPF 1001



SPF 2001



SPF 1452



SPF 1811



SPF 1451



SPF 1822



SPF 1821



SPF 1823



SPF 2001

| Code        | Total thickness |
|-------------|-----------------|
| SPF xxxx-01 | 4.5mm           |
| SPF xxxx-02 | 6.5mm           |
| SPF xxxx-03 | 8.0mm           |





SPF1822

Solid



SPF 6301



SPF 6500



SPF 6901



SPF 6200



SPF 6603



SPF 6606



SPF 6402



SPF 6403



SPF 6400



SPF 6303



SPF 6800

Color of the above product can be different from actual product color.

Sports Flooring **REXCOURT**


| Type of Flooring | Sports Vinyl Flooring(Badminton, Table tennis) |            |                    |
|------------------|------------------------------------------------|------------|--------------------|
| Total thickness  | 3.9mm                                          | Wear Layer | 1.0mm(3.9T)        |
| Width            | 1.8M                                           | Length     | 16M/Roll, 14M/Roll |
| Weight           | 2,900g/m <sup>2</sup>                          | Colors     | 2 C                |



Badminton\_3.9mm×1,800mm×16m/Roll



SPF 6602-06




- ① HPU Treated
- ② Wear layer
- ③ Reinforced glasspaper layer
- ④ Closed cell foam backing

Table tennis\_3.9mm×1,800mm×14m/Roll



SPF 6202-06



- ① HPU Treated
- ② Wear layer
- ③ Reinforced glasspaper layer
- ④ Closed cell foam backing

| Code        | Total thickness |
|-------------|-----------------|
| SPF xxxx-01 | 4.5mm           |
| SPF xxxx-02 | 6.5mm           |
| SPF xxxx-03 | 8.0mm           |



Specialty

REXCOURT



# Staticpulse(Conductive Tile)

Staticpulse is a pressed floor covering tile with high performance electrostatic conductive and static dissipative properties.


|                                                                                                   |                                                                                               |                                                                                      |                                                                                              |                                                                                           |                                                                                           |
|---------------------------------------------------------------------------------------------------|-----------------------------------------------------------------------------------------------|--------------------------------------------------------------------------------------|----------------------------------------------------------------------------------------------|-------------------------------------------------------------------------------------------|-------------------------------------------------------------------------------------------|
|  Access Flooring |  Electronics |  IT |  Healthcare |  Office |  Plant |
|---------------------------------------------------------------------------------------------------|-----------------------------------------------------------------------------------------------|--------------------------------------------------------------------------------------|----------------------------------------------------------------------------------------------|-------------------------------------------------------------------------------------------|-------------------------------------------------------------------------------------------|

## Basic Construction




Static Pulse is the ultimate solution for technological environments where electrostatic property is very critical factor.

## Applications



### CLEAN ROOMS

Staticpulse meets requirements in clean rooms as strict as class 10 based on its high-tech know-how by over 700 research and manufacturing staffs. It has no free carbon to contaminate the clean room, and low outgassing emission and is independent of room temperature and humidity. It is highly suitable for special clean room maintenance techniques, Semiconductor, Microelectronics, Optics, Aerospace, Pharmaceuticals, Biotechnology, etc.



### ACCESS FLOORING

Staticpulse is suitable for use on access flooring. It can easily be perforated without risk of rough edges or the tile cracking or breaking. Major manufacturers of raised or access flooring are experienced in the use of Staticpulse.



### HEALTH CARE

Staticpulse removes static to prevent data errors that may occur with hightech visual medical equipment such as CT SCAN, MRI, and other sensitive equipment by static discharge.



### ELECTRONICS MANUFACTURING ASSEMBLY, TEST AREAS






















Staticpulse is a permanently installed material that helps protect sensitive electronic devices, assemblies, and products from personnel-generated electrostatic discharge.



### COMPUTER AND ELECTRONIC EQUIPMENT AND TELECOMMUNICATIONS ENVIRONMENTS

Staticpulse controls static discharges into computer terminals or other sensitive electronic equipment, thus preventing damage to internal circuitry, incorrect entries or retrieval, loss of computer memory or other malfunction. It protects large data processing facilities, computerized typesetting and drafting equipment, process control equipment, communications installations, and other static sensitive equipment and instruments.

## Technical Data

| ITEM                                                                                                                                  | Standard test Method                   | Specification                                                                                                          | Conductive Tile                                                             | Static Dissipative Tile                     |
|---------------------------------------------------------------------------------------------------------------------------------------|----------------------------------------|------------------------------------------------------------------------------------------------------------------------|-----------------------------------------------------------------------------|---------------------------------------------|
| Electrical/Electrostatic Properties                                                                                                   |                                        |                                                                                                                        |                                                                             |                                             |
|  Electrical Resistance                             | ASTM F 150, ESD S 7-1                  | Conductive:2.5×10 <sup>4</sup> 1.0×10 <sup>6</sup> Ω<br>Static Dissipative: 1.0×10 <sup>6</sup> ~1.0×10 <sup>9</sup> Ω | 2.5×10 <sup>4</sup> ~ 1.0×10 <sup>6</sup> Ω                                 | 1.0×10 <sup>6</sup> ~ 1.0×10 <sup>9</sup> Ω |
|  Static Generation                                 | AATCC-134                              |                                                                                                                        | 0.1kV                                                                       | 0.2kV                                       |
|  Static Decay Time                                 | Federal Test Method 101B Method 4046   | < 0.5 sec                                                                                                              | 0.01 sec                                                                    | 0.01 sec                                    |
| Other Properties                                                                                                                      |                                        |                                                                                                                        |                                                                             |                                             |
|  Classification                                    | ISO 10874                              |                                                                                                                        | Class 34 / 43                                                               |                                             |
|  Composition of Material                           | ASTM F 1700, Certificate of Compliance |                                                                                                                        | Homogeneous                                                                 |                                             |
|  Thickness                                         | ASTM F 386, EN 428                     | as specified ± 0.13mm                                                                                                  | Meet Standard                                                               |                                             |
|  Nominal Sizes                                     | ASTM F 2055, EN 427                    | < ± 0.4 mm/305 mm                                                                                                      | Meet Standard                                                               |                                             |
|  Squareness                                        | ASTM F 2055                            | maximum 0.25 mm                                                                                                        | Meet Standard                                                               |                                             |
|  Residual Indentation                             | ASTM F 1914, EN 433                    | Average Less than 8%, max single reading 10%                                                                           | < 8 %                                                                       |                                             |
|  Flexibility                                     | ASTM F 137, ISO 24344                  | 25.4mm mandrel, no crack or break                                                                                      | 25.4mm mandrel, no crack or break                                           |                                             |
|  Dimensional Stability                           | ASTM F 2199, EN 434                    | < 0.51 mm/305 mm                                                                                                       | Meet Standard                                                               |                                             |
|  Resistance to Chemicals                         | ASTM F 925                             | No more than a slight change in surface dulling, surface attack or staining                                            | No more than a slight change in surface dulling, surface attack or staining |                                             |
|  Reaction to Fire                                | EN13501-1                              |                                                                                                                        | Bfl-s1                                                                      |                                             |
|  Static Electrical Propensity                    | EN 1815                                |                                                                                                                        | < 2kV                                                                       |                                             |
|  Critical Radiant Flux                           | ASTM E 648, NFPA 253                   |                                                                                                                        | Class 1(> 0.45 W/cm2)                                                       |                                             |
|  Smoke Density                                   | ASTM E 662                             | < 450                                                                                                                  | < 450                                                                       |                                             |
|  Resistance to Heat                              | ASTM F 1514                            | ΔE < 8 ave, max                                                                                                        | Meet Standard                                                               |                                             |
|  Resistnace to Light                             | ASTM F 1515                            | ΔE < 8 ave, max                                                                                                        | Meet Standard                                                               |                                             |
|  Color Fastness                                  | EN ISO 105 B02                         | 6 minimum                                                                                                              | At least 6                                                                  |                                             |
|  Thermal Conductivity                            | DIN 52612, ISO 12677                   |                                                                                                                        | 0.309 W/(m.k)                                                               |                                             |
|  Slip Resistance                                 | DIN 51130                              |                                                                                                                        | R9                                                                          |                                             |
|  Wear Resistance                                 | EN 660-2                               |                                                                                                                        | Group M                                                                     |                                             |
|  Castor Chair Test                               | ISO 4918                               |                                                                                                                        | No Change                                                                   |                                             |
|  Fulfils product requirements                    | EN 649                                 |                                                                                                                        | Yes                                                                         |                                             |
|  Underwriters Laboratories                       | UL 779                                 |                                                                                                                        | Meet UL Standard                                                            |                                             |
| Warranty                                                                                                                              |                                        |                                                                                                                        |                                                                             |                                             |
|  Free from defects in Workmanship and materials* |                                        |                                                                                                                        | Five years                                                                  |                                             |
|  Conductivity*                                   |                                        |                                                                                                                        | Lifetime                                                                    |                                             |

\* The above technical data is subject to modification for the benefit of further improvements.  
\* LG Hausys EDS Control Tile is executive warranty is valid only when tile is installed with LG Hausys ESD Control Tile adhesive.



# Conductive Tile **Staticpulse**

| Type of Flooring | Conductive and Static-Dissipative tile |              |      |
|------------------|----------------------------------------|--------------|------|
| Total thickness  | 3.0/2.0mm                              | Chip through |      |
| Size             | 600×600/610×610mm                      |              |      |
| Packing          | 15/10pcs                               | Colors       | 10 C |






Phthalates  
**FREE**  
CEP-001 CEP-002 CEP-003 CEP-004

Heavy Metal  
**FREE**  
CA Phthalate Cr-6

\*C:Conductive /SD:Static Dissipative



C/SD 6092, C/SD 6082




C/SD 6001



C/SD 6101



C/SD 6111



C/SD 6005



C/SD 601




C/SD 6200



C/SD 6062




C/SD 6072



C/SD 6082



C/SD 6092




C/SD 6001




# Woven Tile

|                                                                                          |                                                                                             |                                                                                                  |                                                                                                |
|------------------------------------------------------------------------------------------|---------------------------------------------------------------------------------------------|--------------------------------------------------------------------------------------------------|------------------------------------------------------------------------------------------------|
|  Office |  Education |  Hotel & Resort |  Restaurant |
|------------------------------------------------------------------------------------------|---------------------------------------------------------------------------------------------|--------------------------------------------------------------------------------------------------|------------------------------------------------------------------------------------------------|

## Basic Construction

 Tile : 3.5mm X 500mm X 500mm



## Technical Data

| Characteristics           | Standard          | Unit             | Woven Tile(3.5mmT)              |
|---------------------------|-------------------|------------------|---------------------------------|
| Surface Treatment         |                   |                  | Easy Clean UV                   |
| Classification            | EN 1307           |                  | 33                              |
| Thickness                 | ISO 1765          | mm               | 3.5                             |
| Weight                    | ISO 8543          | g/m <sup>2</sup> | 3,200                           |
| Tile Size                 | EN 994            | mm               | 500 x 500                       |
| Dimension                 |                   | pcs/Box          | 26                              |
| Dimensional stability     | ISO 2551(EN 986)  | %                | Fulfilled                       |
| Flexibility               | ISO 24344(EN 435) |                  | No crack                        |
| Color fastness to light   | ISO 105-B02       |                  | ≥ 7                             |
| Castor chair suitability  | EN 985            |                  | Fulfilled                       |
| Slip resistance           | EN 13893          |                  | DS                              |
|                           | DIN 51130         |                  | R10                             |
| Chemical resistance       | ISO 26987(EN 423) |                  | Good                            |
| Reaction to fire          | EN 13501-1        |                  | Bfl-s1                          |
| Body voltage              | EN 1815           | kV               | < 2                             |
| Thermal Resistance        | EN 12667          |                  | suitable for underfloor heating |
| Impact sound insulation   | EN ISO 10140      | dB               | 15                              |
| Airborne sound absorption | EN ISO 354        |                  | 0.05                            |
| Fraying                   | EN 1814           |                  | Frayproof                       |








Quarter Turn  
Installation required






# Woven Tile

| Type of Flooring | Textile flooring |        |       |
|------------------|------------------|--------|-------|
| Total thickness  | 3.5mm            |        |       |
| Width            | 500mm            | Length | 500mm |
| Weight           | 3,200g/m²        | Colors | 19 C  |



 For all Woven tile, the quarter turn installation required.



WCT 2001-02, WCT 2002-02

### Dots




WCT 2001-02 Mint/Beige



WCT 2006-02 Bark




WCT 2005-02 Mustard Seed




WCT 2002-02 Mint/Grey


### Square




WCT 1004-02 Lemon Yellow




WCT 1001-02 Quartz



WCT1006-02 Mocha




WCT 1005-02 Indigo Blue



WCT 1003-02 Slate


### Neutral




WCT 1104-02 Sand



WCT 1101-02 Crema



WCT 1102-02 Metal



WCT 1105-02 Espresso




WCT 1106-02 Sunrise




WCT 1107-02 Scarlet



WCT 1108-02 Garnet



WCT 1103-02 Carbon



WCT 1109-02 Forest



WCT 1110-02 Ocean

Color of the above product can be different from actual product color.




# Rubber

Excellent durability and hygiene rubber flooring suitable for heavy traffic areas.

|                                                                                             |                                                                                              |                                                                                           |                                                                                                       |
|---------------------------------------------------------------------------------------------|----------------------------------------------------------------------------------------------|-------------------------------------------------------------------------------------------|-------------------------------------------------------------------------------------------------------|
|  Education |  Healthcare |  Airport |  Subway   Railroad |
|---------------------------------------------------------------------------------------------|----------------------------------------------------------------------------------------------|-------------------------------------------------------------------------------------------|-------------------------------------------------------------------------------------------------------|

## Basic Construction

Tile



thickness 3.0/3.5/4.0/9.5mm



Homogeneous Rubber tile

sheet



thickness 2.0/3.0mm



Homogeneous Rubber sheet

## Technical Data

| Style list | Standard(mm)                                 | Specifications | Color |
|------------|----------------------------------------------|----------------|-------|
| Round      | 3.0(T) x 500/1,000(W) x 500/1,000(L)         | pcs, 5m²/Box   | 23C   |
|            | 4.0(T) x 500/1,000(W) x 500/1,000(L)         | pcs, 4m²/Box   |       |
| Stair      | 3.0(T) x 480(W) x 1,200(L)                   | pcs            | 23C   |
|            | 5.0(T) x 480(W) x 1,200/1,500/1,800/2,100(L) | pcs            |       |
| Hammered   | 3.0(T) x 500/1,000(W) x 500/1,000(L)         | pcs, 5m²/Box   | 18C   |
|            | 3.5(T) x 500/1,000(W) x 500/1,000(L)         | pcs, 4m²/Box   |       |
| Hammered   | 9.5(T) x 1,000(W) x 1,000(L)                 | pcs            | 4C    |
| Sheet      | 2.0(T) x 1,200(W) x 15m(L)                   | 15M/Roll       | 13C   |
|            | 3.0(T) x 1,200(W) x 12m(L)                   | 12M/Roll       |       |

## Features



### Slip resistance for increased safety

· Surface shape allows maximization non-slip function of Rubber



### Comfort walking

· Excellent footfall sound absorption  
· Quiet and comfortable underfoot



### Excellent Durability

· Excellent wear resistance  
· Stain resistant and permanently resilient



TCR 93, SCE 1021

# Rubber Tile

|                  |                                                              |
|------------------|--------------------------------------------------------------|
| Type of Flooring | Rubber Tile                                                  |
| Total thickness  | 3.0/4.0/6.0/9.5mm(Sports)                                    |
| Colors           | 45 C/Round(23 C), · Stair(23 C), Hammersd(18 C), Sports(4 C) |



Stair Solid Round



SSR

Stair Chip Round



SCR

## RUBBER TILE

### Solid Round



TSR 402



TSR 54



TSR 42



TSR 86




TSR 93



TSR 33



TSR 97



TSR 304



TSR 91




TSR 52



TSR 20 (4T만 운영)

### Chip Round



TCR 5003




TCR 81



TCR 48



TCR 45




TCR 5005



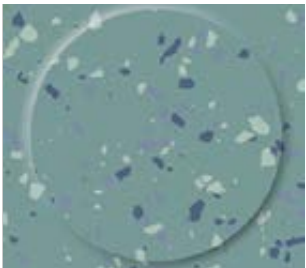
TCR 44



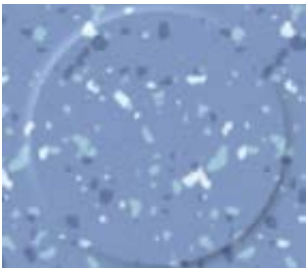
TCR 46



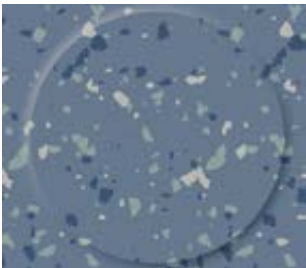
TCR 31



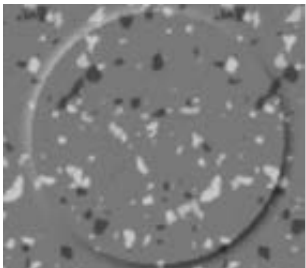
TCR 88



TCR 5001




TCR 93



TCR 5006

### Sports Chip Hammered




SCH 48



SCH 31



SCH 44



SCH 93

Color of the above product can be different from actual product color.

Specialty

Rubber Tile



RUBBER TILE  
Solid Hammered



TSH 31



TSH 42



TSH 30



TSH 86



TSH 93



TSH 921

Sports Chip Hammered




TCH 31



TCH 44




TCH 48




TSH 93

Chip Hammered



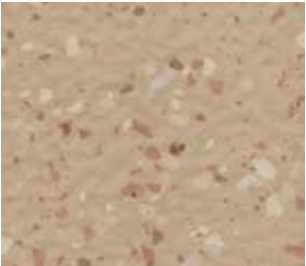
TCH 5005




TCH 5003



TCH 43




TCH 44




TCH 31



TCH 5006



TSH 93




TCH 99




TCH 81



TCH 48



TCH 5001



TCH 88

Rubber Sheet

| Type of Flooring | Rubber Sheet                              |
|------------------|-------------------------------------------|
| Total thickness  | 2.0mm                                     |
| Wear Layer       | 2.0T×1,200(w)×15m(L)/3.0T×1,200(w)×12m(L) |
| Colors           | 13 C                                      |



RUBBER SHEET  
Solid Embo



SSE 8000



SSE 4100



SSE 9000



SSE 1000



SSE 3200




SSE 3000


Chip Embo



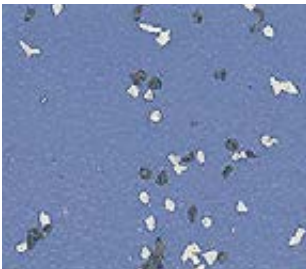
SCE 4143



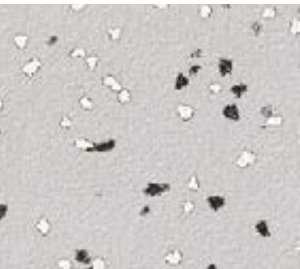
SCE 8098



SCE 9091



SCE 9121



SCE 1021



SCE 9221



SCE 3021



Safety Flooring **SD Trans, SD Metal**

| Type of Flooring | Heterogeneous commercial vinyl sheet |            |          |
|------------------|--------------------------------------|------------|----------|
| Total thickness  | 3.2/3.0mm                            | Wear Layer | 0.8mm    |
| Width            | 1.83M                                | Length     | 18M/Roll |
| Weight           | 4,400/4,000g/m <sup>2</sup>          | Colors     | 12 C     |



TLLF 342-01

Color of the above product can be different from actual product color.

Trans




TLLF 342-01

TLLF 322-01

TLLF 362-01

TLLC 342-03



TLLC 320-03

TLLC 322-03

TLLC 361-03

TLLC 362-03

Metal



MTSD 263-01

MTSD 120-01

MTSD 133-01

MTSD 233-01






TLLF 362-01

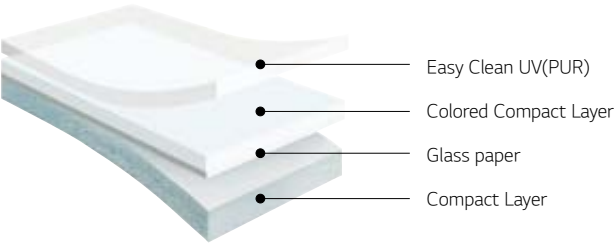


# Wall Covering(Medistep Wall)


Flexible heterogeneous vinyl sheet with colored compact layer and glass paper inlaid structure. Medistep Wall is ideal for walls in healthcare and educational areas.


|                                                                                              |                                                                                            |                                                                                                  |
|----------------------------------------------------------------------------------------------|--------------------------------------------------------------------------------------------|--------------------------------------------------------------------------------------------------|
|  Healthcare |  Corridor |  Kindergarden |
|----------------------------------------------------------------------------------------------|--------------------------------------------------------------------------------------------|--------------------------------------------------------------------------------------------------|


### Basic Construction



### Features

- 

**Superior dimensional stability**  
High resistance to heat and humidity due to glass paper inlaid structure
- 

**Low maintenance cost and anti-bacterial**  
Easy maintenance with specially treated PUR and Superior resistance to outer contaminants and bacteria
- 

**Strong resistance to scratch**  
Not easily worn out against heavy traffic



### Technical Data

| Characteristic          | Standard            | Unit | Medistep Wall      |
|-------------------------|---------------------|------|--------------------|
| Surface treatment       |                     |      | Easy Clean UV(PUR) |
| Format                  |                     |      | Sheet              |
| Roll length             |                     | M    | 40                 |
| Width                   | ISO 24341(EN 426)   | mm   | 2,000              |
| Thickness               | ISO 24346(EN 428)   | mm   | 1.0                |
| Weight                  | ISO 23997(EN 430)   | g/m' | 1,560              |
| Residual indentation    | ISO 24343-1(EN 433) | mm   | < 0.1              |
| Dimensional stability   | ISO 23999(EN 434)   | %    | < 0.4              |
| Color fastness to light | ISO 105-B02         |      | > 6                |
| Reaction to fire        | EN 13501-1          |      | Bfl-s1             |
| Chemical resistance     | ISO 26987(EN 423)   |      | Fulfilled          |
| Wear resistance         | EN 660-2            |      | T                  |
| Castor chair test       | ISO 4918(EN 425)    |      | Fulfilled          |
| Flexibility             | EN 435              |      | no crack           |

Color of the above product can be different from actual product color.

# Wall Covering Medistep Wall

| Type of Flooring | Vinyl Wall Sheet |            |          |
|------------------|------------------|------------|----------|
| Total thickness  | 1.0mm            | Wear Layer |          |
| Width            | 2M               | Lenght     | 40M/Roll |
| Weight           | 1,560g/m²        | Colors     | 10 C     |





WAL 2001-01



WAL 2003-01



WAL 2006-01



WAL 2005-01



WAL 2009-01



WAL 2002-01



WAL 2004-01



WAL 2007-01



WAL 2008-01



WAL 2010-01



WAL 2005-01, WAL 2006-01





# Deluxe

|                  |                         |        |      |
|------------------|-------------------------|--------|------|
| Type of Flooring | Vinyl Composition Tile  |        |      |
| Total thickness  | 3.0/2.0mm(Chip Through) |        |      |
| Size             | 300×300/450×450mm       |        |      |
| Packing          | 16/37/55pcs/Box         | Colors | 14 C |



LDMY 087, LDMY 094



LDMY 084

Color of the above product can be different from actual product color.


















## Technical Folder



- Installation Guide
- Packing Information
- Warranty
- Global Network

# Installation Guide

Homogeneous Sheet / Heterogeneous Sheet

| LG Hausys surface treatment information for maintenance guide                                         |                                                                                                                                                                                                         |                                                                                                                                                                                                     |                                                                                                                                                                                           |
|-------------------------------------------------------------------------------------------------------|---------------------------------------------------------------------------------------------------------------------------------------------------------------------------------------------------------|-----------------------------------------------------------------------------------------------------------------------------------------------------------------------------------------------------|-------------------------------------------------------------------------------------------------------------------------------------------------------------------------------------------|
| Surface Treatment                                                                                     | Product                                                                                                                                                                                                 | Features                                                                                                                                                                                            | Maintenance                                                                                                                                                                               |
| PUR(UV Cured)<br>    |  Sheet<br>- Rexcourt<br>- Senior<br>- Comfort 3.4                                                                      | · Strong resistance to scratch                                                                                                                                                                      | · Cleaning<br> <b>Caution</b><br>- No wax, No polish                                                   |
| Easy Clean UV<br>    |  Sheet<br>- Palace, Bright, Supreme<br>- Durable<br>- Delight, Calmpasso<br>- Wall<br>- EQ Floor, Allroad, Leisure 4.0 | <b>Easy Clean UV Surface Treatment</b><br>· Highly dense web-structured coating<br>· Uniquely strong resistance to contamination<br>· Polish or wax coating isn't allowed without stripping process | · Cleaning → Buffing<br>→ Waxing & Coating<br> <b>Caution</b><br>- No wax, No polish without stripping |
| Easy Clean UV+<br>  |  Sheet<br>- Medistep MediStudio                                                                                        | <b>Easy Clean UV+ Surface Treatment</b><br>· Industry's best anti-scratch, anti-bacterial, and anti-iodine treatment<br>· Waxing and coating allowed after polishing                                | · Cleaning → Buffing<br>→ Waxing & Coating<br> <b>Caution</b><br>- No wax, No polish without stripping |
| Deep Clean UV<br>  |  Sheet<br>- Space, Unite                                                                                             | <b>Deep Clean UV Surface Treatment</b><br>· Solid, high-density coating structure<br>· Strong anti-bacterial and anti-iodine treatment<br>· Waxing and coating allowed after delamination           | · Cleaning → Buffing<br>→ Waxing & Coating                                                                                                                                                |
| Deep Clean UV+<br> |  Sheet<br>- Origin                                                                                                   | <b>Deep Clean UV+ Surface Treatment</b><br>· Industry's best anti-scratch, anti-bacterial, and anti-iodine treatment<br>· Waxing and coating allowed after delamination                             | · Cleaning → Buffing<br>→ Waxing & Coating                                                                                                                                                |

## Storage & Handling

### 1. Storage

- ① When storing products at warehouse, maintain appropriate temperature (10°C. 55°F) and store upright. Careful attention should be paid to the possibility of rolls falling down. Secure completely to prevent accidents.
- ② Do not expose products to direct sunlight and moisture (water). Store them at a place not affected by rain or snow.

### 2. Movement & Handling

- ① Material is heavy! Use a forklift for movement or loading / unloading. If necessary, two people should move the product in order to avoid physical injury or damage.
- ② When moving products with a forklift, make sure that product is not damaged by the forks.

## Installation

### 1. Preparation Before Installation

- ① Remove existing flooring. (When removal is undertaken, make sure that all applicable local, state, and federal regulations are observed.)

#### · Warning

Do not sand, dry scrape, beadblast, or mechanically pulverize existing flooring, backing or lining felt, or asphalt adhesive. These may contain asbestos fibers or crystal silica (silex). Do not create asbestos dust because such asbestos fibers or crystal silica may cause asbestosis or other serious respiratory diseases. Smoking greatly increases the risk of serious bodily harm when airborne asbestos particles are breathed. It is necessary to determine whether those products contain such asbestos fibers.

- ② Dry the subfloor to get the moisture content of below 5%.
- ③ Clean the subfloor. Remove traces of dust, stains, paint, oil, grease, asphalt, varnish, wax, adhesive, and other contaminants.
- ④ Any cracks, grooves, holes, and depressions should be leveled. Use a cementitious leveling agent.

### 2. Precautions

- ① Flooring materials and adhesives ideally should be maintained at a temperature between 20°C(70°F) and 30°C(85°F) for at least 48 hours before and after installation.
- ② Be sure to store flooring materials upright. Do not lay flooring down for extended periods of time.
- ③ When sheet flooring materials have been stored at cold temperatures, it is necessary to open the sheet flooring, roll out overnight for conditioning before installation.
- ④ Suitability for installation of new sheet flooring over existing flooring rests solely with the installer.

### 3. Identification of Flooring Products & Rough-Cutting

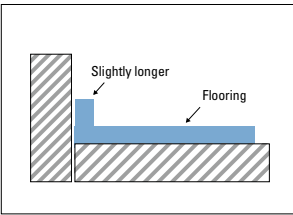
- ① If installation requires more than one roll of flooring product, be sure to select those with successive roll numbers with the same lot number.
- ② Examine the installation site to determine the number of rolls for installation required. Be sure to avoid placing seams in any entrance ways.
- ③ Rough cut the flooring and allow it to be sufficiently conditioned to the working environment.

### 4. Primary Installation

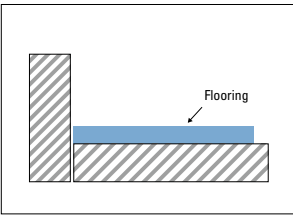
Primary installation according to the Knife Cutting Method or Scribe Cutting Method

#### 4-1. Knife Cutting Method

- ① Spread sheet flooring products over subfloor. (See Fig.1)
- ② Portions along the wall surface and edge should be sufficiently adhered to the surface and cut in a 'V' shape from corner. Next, cut flooring to be slightly longer according to the shape of the walls. (See Fig. 2)



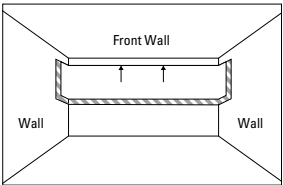
(Fig.1)



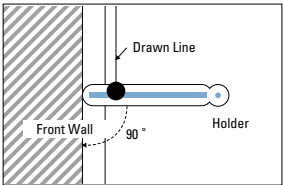
(Fig. 2)

#### 4-2. Scribe Cutting Method

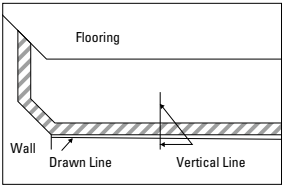
- ① Spread sheet flooring products over the subfloor. (See Fig. 1)
- ② Place ends of sheet flooring up the wall surface slightly and spread balance over subfloor with certain distance from the front wall (about 4 inches). (See Fig. 2)
- ③ Point a scribing tool toward the front wall and slowly move at a right angle to the flooring. (See Fig. 4)
- ④ Use a hook-shaped knife to cut the flooring along the line that has been marked By the Scribing Tool. Use knife at a slant to cut more back side than the surface. Finally, set the flooring toward the front wall. (See Fig. 5)
- ⑤ In order to cut the flooring at both wall sides, draw a line along the edge with a chalk and mark "+ line" on the subfloor and the flooring as shown in figure. (See Fig. 6)
- ⑥ Move and spread the flooring until one edge of the flooring rising up the wall. (See Fig. 7)
- ⑦ Accurately measure the distances of the line at a right angle to the subfloor and the line on the flooring moved. (See Fig. 7) Draw a line on the sheet flooring with a scribing tool along the wall where the flooring goes down to the subfloor. (See Fig. 8)
- ⑧ Cut the flooring along the drawn line with the hook-shaped knife and set the flooring toward the wall.
- ⑨ Cut the flooring rising up the opposite wall according to the same method.



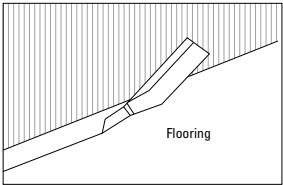
(Fig.3)



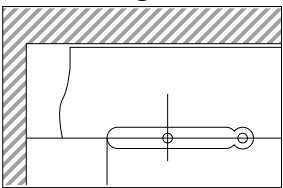
(Fig. 4)



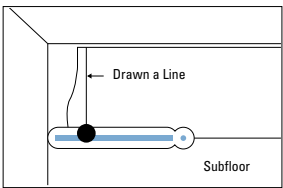
(Fig.5)



(Fig. 6)



(Fig.7)



(Fig. 8)

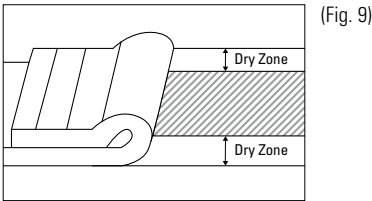


# Installation Guide

Homogeneous Sheet / Heterogeneous Sheet

## 5. Adhesive Application

- ① Be sure to allow appropriate open time before installation. Open time means the interval of time beginning when the adhesive is spread on the substrate and shows the strongest adhesive strength by proper viscosity.  
LG Hausys strongly recommends to use LG's recommended adhesive. And Don't forget to lay the flooring within Work Time. Work time means the last time that adhesive shows adhesive strength before it dries much. Open time and Work time of LG's recommended adhesive is respectively 20min, 60min.
- ② This flooring product should be installed using specified adhesive and trowel.
- ③ While preventing movement of the flooring sheets, turn up at least half of the sheet as shown.
- ④ Snap a chalk line along the flooring folded part, which plays a role of guide for installation of the second half.
- ⑤ Apply the specified adhesive and spread with the specified trowel. (See Fig. 9)
- ⑥ When the adhesive has full adhesive strength, carefully lay the flooring products while not leaving any air bubbles. Rolling with a 45kg (100 lb) or more 3-section roller is recommended. This rolling process removes air bubbles and contributes to complete bonding. If necessary, use a hand roller for corners.
- ⑦ After adhesion of the first half, repeat the same procedures for the remaining half.



(Fig. 9)

- The following conditions may result in poor installation.

- ⓐ Lack of adhesive.
- ⓑ Installation when the adhesive is lumped When adhesive is applied incorrectly.

## 6. Installation of Second Roll & Remaining Rolls

- ① Spread the second roll of flooring product over the subfloor while appropriately overlapping the embossed-line on the firstly installed flooring's edge and the embossing-line on the second edge.
- ② Conduct wall-side cutting according to the previously described procedures.
- ③ Apply the adhesive.
- ④ Install the other flooring sheets according to ② and ③.

## · Note

In spite of constant manufacturing process, color difference within different batches is possible. To avoid differences in designs and colors, Use only one batch for one single room.  
For all sheet-type product, the reverse installation is strongly recommended to get best appearance, especially for products with solid pattern.

## 7. Seams

- ① Seams are the most important part in installation.
- ② Seams should be recess scribed for best results.
- ③ Apply the adhesive with the specified trowel. When the adhesive has full adhesive strength, carefully lay the sheet flooring.
- ④ Roll sheet flooring with a 3-section roller. Use a hand roller for seams and then, wipe any adhesive residue off of the seams.
- ⑤ Continue the installation according to the same method.

## · Note

For Rexcourt, the edges don't have to be cut during installation, since they come out vertically and neatly at the stage of production. So, Be sure not to overlap the first roll when installing the second roll of Rexcourt, but to stick two rolls directly side by side.

## 8. Seam Connection

For seam connection, two methods are being applied ; Heat Welding and Cold Welding (Chemical Welding).

## · Note

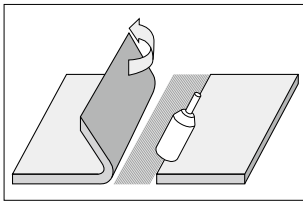
For commercial application, Heat welding is highly essential for better result. Do not use chemical welding for Rexcourt, use only heat welding system.

### 8-1. Chemical Welding

(Heterogeneous Sheet : Light Commercial Area)

#### ■ 1st step : Side Welding

- ① Thoroughly shake the chemical seam sealer for proper mixing.
- ② Fold one half of the layer at the seam.(See Fig.10)
- ③ Apply chemical weld on the product at the seam. Clean up the excessive Chemical. Welding Solution immediately using dry towel dampened with mineral spirits or denatured alcohol.

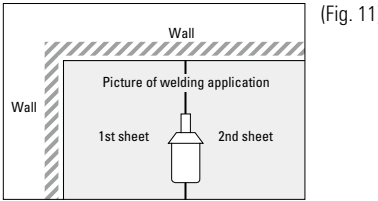


(Fig. 10)

#### ■ 2nd step : Surface Welding

- ① Insert the tip of the LG welding applicator in the seam. Pull with steady pressure. (See Fig.11)
- ② Clean up the excessive using dry towel within 30 seconds after seam welding.

**⚠ Caution**  
Chemical welding solution left on sheet flooring for more than 30 seconds will damage the surface of the material.

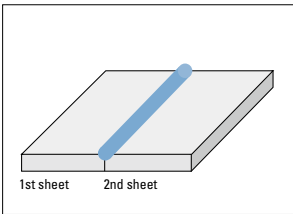


(Fig. 11)

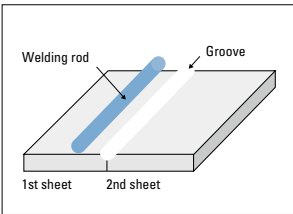
### 8-2. Heat Welding

(Heterogeneous Sheet : Heavy Traffic Area)  
(Homogeneous Sheet )

- ① Prior to heat welding, the adhesive applied should be completely cured. Wait at least 24 hours.
- ② Supply the power to the heat welding gun and heat it to 220℃(428°F).Temperature is very important in heat welding. Too hot or too slow may result in burning or melting the flooring surface.
- ③ Using a floor router, determine appropriate blade depth after trials with scrap material. Adjust the machine to have a groove approximately 2/3 depth of material.
- ④ Using a floor router, make a groove 2/3 in depth relative to the flooring's thickness along the seam line. Stop the router several centimeter from the wall and use a hand grooving tool to make the groove from that point to the wall.
- ⑤ Feed the welding rod into the welding gun nozzle.  
(In advance, practice welding work with use of scraps as in step ③)
- ⑥ Proceed welding at a constant rate.
- ⑦ As the gun approaches the wall, change the direction and continue welding.
- ⑧ Cut the protruding portion of welding rod to be flush with the sheets before rod cools down.
- ⑨ For other sheets, conduct heat welding according to the above procedures



(Fig.12)



(Fig. 13)

## 9. Finishing & Miscellaneous

- ① Sweep the floor.
- ② Remove all trash and scraps.
- ③ Wait 48 hours after installation before cleaning the floor.  
Remove any stained materials with a damp mop.
- ④ Move furniture or other objects into the newly installed area 48 hours after installation. Use the hard board or cart to prevent any damage to the flooring.
- ⑤ For heavy furniture or objects, use the pad to prevent any damage to the flooring.

# Installation Guide

Tile (LVT / VCT)

## Installation

### 1. Selection of Flooring

Several factors must be considered when specifying resilient flooring. A proper evaluation of site conditions, level of commercial traffic, and other external factors should be considered. Design and pattern, product durability, substrates and site conditions are all basic parts in the specification process that must be considered.

#### · Important!

LG HAUSYS DECO Tile and Gallant Tile should not be used for exterior applications, golf shops, locker rooms, food processing facilities, or commercial kitchens.

### 2. Basic Requirements

Flooring must be installed at the final stage in any type of construction. Allow enough time for adhesive to cure. Keep foot traffic off of the floor for at least 24 hours. Take precautions to properly protect the newly installed flooring if remaining work by other trades is to be completed. Heavy construction paper covered by plywood sheets is the best method for protecting newly installed resilient flooring.

### 3. Measuring

Installation inspection such as quantity, color, design, etc. must be checked and confirmed prior to installation. Be sure to use identical LOT numbers if required. LOT shows lot number and lot type. Lot numbers describe the date of production. Lot type described by alphabetic code. Identical lot codes mean identical lot numbers and lot type.

### 4. Room Temperature

Flooring materials and room temperature must be maintained within 60°F / 75°F (18°C and 25°C) for at least 24 hours before and after the installation.

### 5. Moisture Testing

Substrates to receive flooring must be free of moisture. For normal concrete substrates, Anhydrous Calcium Chloride Test results must not exceed 3lb / 1000sq ft / 24hours as stated in “resilient flooring installation guide on concrete substrates”.

### 6. Adhesives

Please refer to adhesive section for more detailed adhesive information or contact your Local Adhesives Sales Representative. Substrate conditions affect a great deal to the overall appearance of LG Hausys DECO Tile and GALLANT Tile. Substrates to receive installation must be clean, completely dry and free of damage.

## Substrates : Conditions and Preparation

### 1. Concrete Substrates

#### 1) Basic Conditions

- ① Any defects found in concrete substrates must be corrected. Newly installed concrete substrates contain excessive moisture residues. Ideal time for the moisture residue to dry completely is 28 days / millimeter (1day / inch ). Usually the thickness of the concrete slab is set to 50cm (20”). Moisture dissipation time can depend upon thickness of the slab and other external conditions.
- ② Substrates must be smooth and dry enough to receive resilient flooring.

#### 2) Notice

- ① LG Hausys recommends always performing a calcium chloride test, bond test, and alkali test and documenting the results before installing resilient flooring over concrete.
- ② Do not install LG Hausys flooring over existing resilient flooring that is too heavily embossed, not well adhered to substrate, is dirty with excessive wax build-up, etc. LG Hausys recommends removing existing resilient flooring whenever possible. LG Hausys does not recommend removing flooring and adhesives containing asbestos by sanding, etc. Removing flooring and adhesives containing asbestos should be done by a qualified asbestos abatement company.
- ③ Using chemical compounds or waterproofing treatments on concrete substrates where Alkalinity / hydrostatic pressure is apparent or water permeation is expected shall not be an alternative. Installation must be suspended even though the appropriate action is taken and installation risk be discussed with all appropriate associates.
- ④ Do not install over lightweight concrete or gypsum base that cannot hold 1602kg / m3 (100lb / cubic foot). Before tile installation, reinforce light weight concrete with at least 25mm (1”) thickness light weight concrete according to standard concrete mixing recommendations and consult with a concrete professional.

#### 3) Moisture

Moisture test must be performed for both new and existing concrete before installation. To perform this test, refer to ASTM 1869 “Standard Test Method for Measuring Moisture Vapor Emission Rate of Concrete Subfloor Using Anhydrous Calcium Chloride.”

#### 4) New and existing concrete substrates

New and existing concrete subfloors should meet the requirements of the latest edition of ASTM F 710, “Standard Practice for Preparing Concrete Floors to Receive Resilient Flooring.” The concrete subfloor design must also meet and / or exceed both the static and dynamic load requirements for the intended use of the space.

All concrete slabs MUST meet the requirements for \*ACI

Class 2 or Class 4 floors. All concrete slabs, including lightweight, should have a compressive strength of 24 MPa (3,500 psi) or greater.

\*ACI 302.1R-96, Guide for Concrete Floor and Slab Construction, PP.5 and 22.

#### · Note

Regardless, in the event of underlayment failure, the responsibility for warranties and / or performance guarantees is the responsibility of the subfloor subcontractor, not with the manufacturer of the resilient flooring.

### 5) Aged Concrete Substrates

Concrete substrates must be free of moisture before the installation of resilient flooring. Aged concrete substrates must be free of paint, grease, wax and other foreign materials and it should be leveled. Perform underlayment reinforcement to address damaged or indented area.

### 6) Painted Concrete

Concrete substrates must be free of paint, grease, wax and other foreign material before installing underpayments or tile.

ASTM test categories that judges condition of substrates are as follows:

[ASTM D 4258 Cleaning test of coating concrete surface](#)

[ASTM D 4259 Abrasion test of concrete surface](#)

[ASTM D 4260 Alkalinity test of concrete surface](#)

[ASTM D 4261 Extension feasibility test of concrete surface](#)

[ASTM D 4262 Erosion PH test of concrete surface](#)

Follow all ASTM guidelines for proper preparation.

### 7) Existing Resilient Flooring

Installing LG Hausys DECO Tile or Gallant Tile over existing resilient flooring is not recommended.

#### · Warning

Existing resilient flooring should never be cut, sawn, mechanically mended or corrupted. This operation may cause asbestos or asbestos dust diffusion. Asbestos inhaling may cause serious injury like asbestos pneumonic. Smoking in asbestos dust environment could cause serious lung injury. Check that the removal process is followed under the laws and regulations required by federal, state and local governments. Asbestos removal must be performed by asbestos specialty professionals who are properly trained and possess all required licenses.

#### · Warning | Adhesive Removal

Once resilient flooring is removed, soluble asphalt adhesives are

commonly found which are not easily recognizable. When it is uncertain whether asbestos residue is present, you must treat it as if does contain asbestos. Asbestos inhalation may cause serious injury such as asbestos pneumonic. Smoking where asbestos dust is present could also cause serious lung injury. Suspend the operation immediately if asbestos contamination is uncertain and consult with an asbestos removal professional.

#### · Warning

Do not sand, dry scrape, dry sweep, saw, drill, bead blast, or mechanically chip or pulverize in any way existing resilient flooring, backing, lining felt, as phallic “CUTBACK” adhesives or any other adhesives. They may contain asbestos.

### 8) Curing and Parting Compounds

Curing and parting compounds on concrete substrates where resilient flooring will be installed may damage adhesion resulting in installation failure.

“Curing compounds leave a film that can interfere with the adhesion of other materials to the treated surface; Their use should be avoided on surfaces that will later be covered with resilient floor coverings. Where applicable, a letter of compatibility should be issued prior to the use of a curing compound on a floor receiving a subsequent finish.” American Concrete Institute, ACI, publication 302.1R-96, “Guide for Concrete Floor and Slab Construction.” Letter of compatibility must come from the manufacturer of the compound.

### 9) Gypsum Based Underlayments

Gypsum base underlayments and substrate leveling compounds are utilized for noise and fire proof purposes. Responsibility of underlayment compound use is attributed to underlayment manufacturer.

### 10) Floor Fills / Toppings

Resin-reinforced self-leveling cement underlayments, cellular concretes, and gypsum based products are recommended by their manufacturers for use as floor fills and / or toppings.

#### · Note

All recommendations and guarantees regarding the suitability of these products and their performance as underlayments for resilient floor coverings are the responsibility of the manufacturer and the installer of the underlayment system being used.

#### · Warning

Latex patching reinforcement will not prevent moisture permeation through concrete slabs.



# Installation Guide

Tile(LVT / VCT)

### 11) Latex Patching Procedures

Follow directions given by the latex underlayment manufacture. Refer to the following guidelines:

- ① Materials that might hinder the adhesive curing such as concrete residues, gypsum residues, powder, oil, grease, dust, paint and other foreign materials must be removed in advance.
- ② Creased concrete and concrete debris must be leveled through grinding process.
- ③ Use of emulsification during surface leveling work may decrease strength of adhesives. Consult with relevant manufacturer in advance.
- ④ Use soap solution and clean water to remove dirt. Flooring must be clean and free of moisture.
- ⑤ All holes and indented areas must be mended before underlayment operation begins.
- ⑥ When underlayment operation is conducted, consult and use only the recommended products from latex substrates manufacturer.
- ⑦ Permeability of underlayments will not be efficient for corn built concrete, ceramic, and terrazzo. For more information, refer to the underlayment manufacturer’s technical guide.
- ⑧ Do not conduct latex patching underlayment below 10°C (50°F). Do not expose to sun directly.
- ⑨ Neutralize acid or alkali compounds on the subfloor before conducting the installation

### 12) Radiant Heated Floors

Radiant heated floors must be secure and underground beneath the concrete subfloor. Resilient flooring must be stored and installed at temperature that does not exceed 29.4°C(85°F ). If the existing floor is a radiant heated floor, a moisture preventive panel between the underground radiant heating device and the substrate must be preinstalled to block moisture evaporation. Keep the radiant heated floor free from traffic for at least 48 hours and keep the same temperature before and after the installation. Temperature from the radiant heat may be increased gradually. For adhesives, use Urethane based adhesives (Ultrabond G-19, Ultrab ond G-21). For more information regarding Urethane adhesives, refer to adhesive section in this manual or technical guides provided from manufacturer.



#### Caution

If resilient flooring is installed on concrete slab where hot water pipe(s) are under-ground which is operated by the buildings central heating system, this may cause discoloration of the resilient flooring. The responsibility of this matter is borne by the end user. Caution: Keep radiant flooring temperature below 29.4°C (85°F) at all times.

### 13) Extension Joints

Extension joints are inserted for the purpose of concrete crack prevention when subfloor slab is moving. Extension joints insertion right underneath LG Hausys resilient flooring may cause failure of installation.

## 2. Wood Substrates

### 1) General Information

Wood substrates must be constructed with at least 45.72 cm (18inches) of well-ventilated air space underneath. Installing resilient flooring on sleepers over concrete is not recommended. For recommended grades of plywood performance, refer to the APA - The Engineered Wood Association.

### 2) Caution

Do not install resilient flooring over:

- ① Eroded or wet areas.
- ② To nailed slab or adhesive secured plywood or concrete floors (sleepers).
- ③ Over fireproof plywood.
- ④ To crooked floors or vibration sensed floorings.

### 3) Panel Substrates

APA panels guarantee continuous product quality. Receive written descriptions and related documents from the APA for successful panel construction. Do not install LG Hausys tile flooring over OSB or luan.

### 4) Other Information

Old terrazzo, sealer, wax, oil dirt must be cleaned and removed thoroughly. Heavily worn out areas must be reinforced. Consult with the underlayment manufacturer for surface treatment.

### 5) Over Existing Resilient Flooring

Do not install over plank tile on concrete gypsum or cushion vinyl products and DIY Tile. Remove chemical compounds, wax, oil, dirt completely and moisture test must be taken as well.

## Safety Guide for Flooring Maintenance

Slippery floors due to inappropriate maintenance may cause accidents.

- ① Wet floors can be slippery. Keep flooring dry.
- ② WALK OFF MATS when properly used, can be used as a barrier against foreign materials that might abrade the flooring surface. Installation of WALK OFF MATS eventually prolongs the life of flooring and effectively reduces cost of maintenance.
- ③ Moisture, grease, oil, etc., can make floors slippery.
- ④ Normal soap or dishwasher detergent can cause permanent damage and slippery floors. Use only proper cleaners for resilient flooring.
- ⑤ When cleaning the floor, post pedestrian warning signs until the floor is completely dry.
- ⑥ Furniture wax or window cleaner may cause slippery conditions. Do not spill cleaning compounds on the floor.
- ⑦ Aerosol insecticide, vermicide, perfume that contain oil or other solutions can make flooring slippery when it spills on the floor. Some chemical compounds like this may cause permanent damage to the floor.
- ⑧ Do not mop the floor with oil base solutions or sealer compound detergents

# Installation Guide

Woven Tile flooring

## Storage-handling

### 1. Storage

- ① When storing products at warehouse, maintain appropriate temperature [18~25°C, 64~77°F] and store products on a flat surface. Careful attention should be paid to the possibility of Tiles falling down. Secure completely to prevent accidents.
- ② Do not expose products to direct sunlight and moisture (water). Store them at a place not affected by rain or snow.

### 2. Movement & Handling

- ① Material is heavy! Use a forklift for movement or loading / unloading.
- ② When moving products with a forklift, make sure that product is not damaged by the forks.
- ③ When handling the product, make sure not to damage the corners of the product.

## Installation

#### ⚠ Caution

Recommended area for installation of Woven Tile is where the flooring is well-controlled regarding dust, soil, snow, and moisture.

### 1. Preparation Before Installation

- ① Remove existing flooring. (When removal is undertaken, make sure that all applicable local, state, and federal regulations are observed.)

#### ⚠ Caution

Do not sand, dry scrape, beadblast, or mechanically pulverize existing flooring, backing or lining felt, or asphalt adhesive. These may contain asbestos fibers or crystal silica (silica). Do not create asbestos dust because such asbestos fibers or crystal silica may cause asbestosis or other serious respiratory diseases. Smoking greatly increases the risk of serious bodily harm when airborne asbestos particles are breathed. It is necessary to determine whether those products contain such asbestos fibers.

- ② Dry the subfloor to get the moisture content of below 5%.
- ③ The temperature should not be below 10°C[55°F] and the recommended relative humidity inside the room should be between 35% and 65%.
- ④ Clean the subfloor. Remove traces of dust, stains, paint, oil, grease, asphalt, varnish, wax, adhesive, and other contaminants.
- ⑤ Any cracks, grooves, holes, and depressions should be leveled. Use a cementitious leveling agent.

### 2. Precautions

- ① Flooring materials and adhesives ideally should be maintained at a temperature between 18°C(64°F) and 25°C(77°F) for at least 48 hours before and after installation.
- ② Be sure to store flooring materials on a flat surface.
- ③ In case Woven Tiles have been stored at cold temperature, make sure to place the tiles at the installation site overnight for conditioning. It is recommended to take the tiles out from the boxes and to condition at a room temperature.
- ④ Suitability for installation of new Woven Tiles over existing flooring rests solely with the installer.

#### ⚠ Caution

Claims against warranty for color or other obvious product defects will be considered only if the flooring has not yet been permanently installed.

### 3. Identification of Flooring Products & Tools needed

- ① If installation requires more than one box of Woven Tile, be sure to select those with successive box numbers with the same lot number.
- ② Examine the installation site to determine how many tiles are needed for installation

#### · Tools needed

- ① Chalk and pencil
- ② Ruler and measuring tape
- ③ Stanley knife or Hook knife and straight-edge level for cutting
- ④ Grooved spatula for glue
- ⑤ 80kg(176 lb) smooth roller
- ⑥ Adhesive designed for vinyl flooring

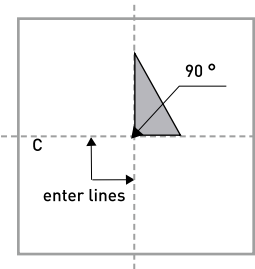
### 4. Primary Installation

- ① Before installing any tiles, set 'center lines' at the center of the room.

#### 4-1. Drawing Center Lines.

- ② For the best result, it is recommended to set the crossing point as in Fig. 1 below.

The purposes of these center lines are, first, to optimize the number of tiles to be installed, and second, to make size of the tiles installed at the edge of the room to be larger in order to minimize waste.



Setting center lines (Fig.1)

#### 4-2. Spreading The Adhesive[Glue]

- ① Be sure to allow appropriate open time before installation. Open time means the period of time after an adhesive has been applied until it shows strongest adhesive strength.

- Length of open time may vary depending on environmental condition of installation site, subfloor's porosity, etc. Make sure to refer to the guide/technical data provided by the adhesive producer for optimum open time and any other information needed.

- Excess or inadequate open time may result in decreased adhesive strength.

- ② Once the center lines are set, you will find the room divided into 4 parts along the center lines. Decide where to start and spread the adhesive to one side(1/4).
- ③ Spread the adhesive(glue) to a proper area considering the pot life and work speed.
- ④ Be sure to use the designated spatula (hera) for spreading the adhesive(glue).

### 5. Positioning the Tiles

Position the tiles on the floor complying with following rules.

- ① Starting from the corner on the center line, proceed to install the tiles following 'step method'. (See Fig. 2) As you can see in Fig. 2, position the tiles in order forming L-shape.

- If you do not use the step method when securing the tiles, they may not align properly and could thus lead to gaps or openings in the seams which are not due to inconsistent tile measurements.

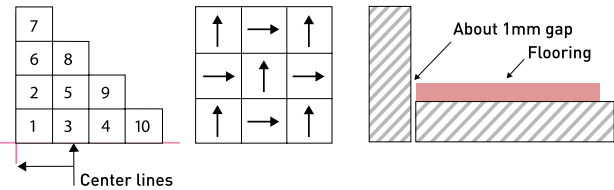
- ② While following the 'step method', at the same time, set the direction of the tiles to be quarter turned. (See Fig. 3)

- Quarter Turn : This method create a checkboard pattern ensuring a unique look. All Woven Tiles must follow quarter turn method during installation in order to prevent color centralization.

On the back side of each tile, there is an arrow to make this process easier.

#### ⚠ Caution

As with all woven floorings, subtle differences in color and gloss level may appear due to woven product's natural weaved structure.



Step Method (Fig. 2) Quarter Turn(Fig. 3) Wall side cutting(Fig. 4)

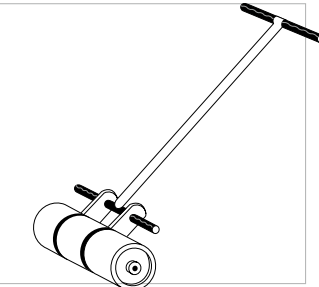
- ③ While installing and after installation, press the edges of the product fully with hands and feet in order to prevent heave.
- ④ For the tiles adjacent to walls, cut the tiles about 1mm short from the wall so that tiles can be laid naturally. Do not lay the tiles by force. (See Fig. 4)
- ⑤ For the tiles on the wall side, repeatedly apply full pressure for the best result.

#### ⚠ Caution

Woven Flooring is made of woven textile layer(non-print type), thus it is natural to have varying spaces between threads. Color of textile and threads may vary depending on the viewer's angle. Also, it may have shade variations within the fabric due to the natural woven structural differences. As with all woven floorings, it may have subtle differences in color and in gloss level even in the same patterns.

### 6. Installation

- ① Install part by part in the same way as mentioned above.
- ② When installation is completed, be sure to press the whole area using a roller heavier than 80kg(176lbs.) in order to avoid defects caused by air bubbles and incompleteness of bonding. (See Fig. 5)



176lbs. Roller (Fig. 5)

### 7. Finishing & Miscellaneous

- ① Sweep the floor.
- ② Remove all trash and scraps.
- ③ Wait 48 hours after installation before cleaning the floor. Remove any stained materials with a damp mop.
- ④ Move furniture or other objects into the newly installed area 72 hours after installation.
- ⑤ Casters on office chairs, rolling cabinets and trolleys should have soft edged wheels.



# Installation Guide

DECORIGID / DECOCLICK

## 1. General information

These installation guidelines apply to the DECORIGID/DECOCLICK product only. All instructions and recommendations should be followed for a satisfactory installation.

- The floor covering should be stored and installed in a climate controlled location under an average temperature between 65°-85°F(18°-29°C).
- Acclimatize material for a minimum time of 24 hours prior to installation in the room/location where the installation will take place.
- Do not store directly on concrete, allow for air circulation. Do not open the cartons but spread them out and protect corners from damage.
- Failure to follow these guidelines may result in an installation failure (i.e. flooring may expand or contract, resulting in gapping). DECORIGID is an interior product and must be installed in a temperature controlled environment, maintained between 65 and 85°F(18°-29°C). Please keep in mind a concrete floor can be up to ten degrees colder than the actual room temperature.
- Avoid exposure to direct sunlight for prolonged periods; such exposure may result in discoloration, and excessive temperatures can cause the flooring to expand and lift off of the subfloor. During peak sunlight hours, the use of drapes or blinds is recommended. Flooring surface should not exceed 85°F(29°C).
- Regardless of new construction or remodeling projects, keep flooring stored in rooms that are not being worked in and only install product after all other trades have completed work that could damage the flooring.
- To minimize shade variation, mix and install planks from several cartons.
- Inspect all planks for damage before installing. If you have any concerns about the product fit or finish, visit [www.lghausys.com](http://www.lghausys.com) or contact your sales representative. Claims will not be accepted for flooring that has been cut to size and/or installed.
- All subfloor patching must be done with a Portland based compound and allowed to dry completely prior to installing flooring.
- Installation – This product can be installed on, above or below grade.
- DECORIGID, LG Hausys’s patented locking technology, is water/moisture resistant and reliably secures the flooring panels

on all four sides. However, excessive moisture in the subfloor could promote mold, mildew, and other moisture related issues by the trapping of moisture emissions under the flooring, which may contribute to an unhealthy indoor environment.

- LG Hausys does not warrant nor is responsible for damage to floor covering due to moisture related issues.

### · Tools

[Tape measure](#), [Utility Knife](#), [tapping block](#), [pull bar ¼” Spacers](#), [T-Spacers](#), [Safety Glasses](#), [Broom or Vacuum](#) and [if necessary tools for subfloor repair](#).

## 2. Subfloor information

All subfloors must be clean, flat, dry and structurally sound. The correct preparation of the subfloor is a major part of a successful installation. Roughness or unevenness of the subfloor may telegraph through the new floor covering, resulting in an unsightly surface and may cause excessive wear on high spots.

Subfloor should be flat to within 3/16" in 10'(5mm in 3m) or 1/8" in 6' (3mm in 1.8m).'

### ⚠ Caution

Some types of nails, such as common steel nails, may cause discoloration of the vinyl floor covering. Recommendations for attaching underlayment panels are not included. Solvent based construction adhesives are known to stain vinyl floor coverings. All responsibility for discoloration problems caused by the use of the above mentioned products is not the responsibility of LG Hausys, but rests with the installer and the underlayment panel manufacturer.

### A. Wood Subfloors

1. Do not install material over wood subfloors that lay directly on concrete or over dimensional lumber or plywood used over concrete.
2. Do not apply sheet plastic over subfloors.
3. Basements and crawl spaces must be dry. Use of a 6 mm black polyethylene is required to cover 100% of the crawl space earth. Crawl space clearance from ground to underside of joist should be no less than 18”(457.2mm) and perimeter vent spacing should be equal to 1.5% of the total square footage of the crawl space area to provide cross ventilation. Where necessary, local regulations prevail.
4. All other subfloors – plywood, OSB, particleboard, chipboard, water board, etc. must be structurally sound and must be installed following their manufacturer’s recommendations. Local building codes may only establish minimum requirements of the flooring system and may not provide adequate rigidity and support for

proper installation and performance.

5. If the surface of the wood subfloor is not smooth, a 1/4”(6mm) underlayment panel must be installed over the subfloor, per the underlayment manufacturer’s written instructions.
6. DECORIGID resilient flooring is not recommended directly over fire-retardant treated plywood or preservative treated plywood. An additional layer of APA rated 1/4”(6mm) thick underlayment should be installed.

### B. Concrete Subfloors

1. New and existing concrete subfloors should meet the requirements of the latest edition of ASTM F 710, “Standard Practice for Preparing Concrete Floors to Receive Resilient Flooring” is available on the ASTM International website <http://www.astm.org>
2. Floors shall be smooth, permanently dry, clean, and free from all foreign material such as dust, wax, solvents, paint, grease, oils, and old adhesive residue. The surface must be hard and dense, and free from powder or flaking.
3. New concrete slabs must be dry. Maximum moisture level per CaCl is 8 lbs. Per 1,000 in 24hr.
4. Do not install over concrete with a history of high moisture or hydrostatic conditions.
5. Maximum acceptable ph level of 9 or less.
6. The final responsibility for determining if the concrete is dry enough for installation of the flooring lies with the floor covering installer.
7. Holes, grooves, expansion joints and other depressions must be filled with a Portland based patching and leveling product, and toweled smooth and feathered even with the surrounding surface.

### · Radiant Heat

[Radiant heat components must have a minimum of 1/2”\(12.5mm\) separation from the product. This is the only type of radiant heat system that is approved. Radiant heat system must be on and operational for at least 2 weeks prior to installation to reduce residual moisture within the concrete. Three days prior to installation lower the temperature to 65°F\(18°C\), after installation gradually increase the temperature by increments of 5°C to avoid overheating. Maximum operating temperature should never exceed 85°F\(29°C\). Use of an in-floor temperature sensor is recommended to avoid overheating.](#)

### · Warning

[Do not sand, dry sweep, dry scrape, drill, saw, bead blast or mechanically chip or pulverize existing resilient flooring, backing, lining felt, asphaltic “CUTBACK” adhesives or other adhesives.](#)

These products may contain either asbestos fibres and/or crystalline silica. Avoid creating dust. Inhalation of such dust is a cancer and respiratory tract hazard. Smoking by individuals exposed to asbestos fibres greatly increases the risk of serious bodily harm. Unless positively certain that the product is a non-asbestos-containing material, you must presume it contains asbestos. Regulations may require that the material be tested to determine asbestos content and may govern the removal and disposal of material. See current edition of the Resilient Floor Covering Institute (RFCI) publication Recommended Work Practices for Removal of Resilient Floor Coverings for detailed information and instructions on removing all resilient covering structures. For current information go to [www.rfci.com](http://www.rfci.com)

### C. Existing Floor Coverings

- DECORIGID/DECOCLICK flooring can be installed over most existing hard-surface floor coverings, provided that the existing floor surface is clean, flat, dry and structurally sound.
- Quarry tile, terrazzo and ceramic tile – Use caution with highly embossed tile. This type of tile plus grout joints should be filled with a high quality cementations patching product.
- When the removal of the existing resilient floor covering is not an option then it must be covered with an embossing leveling compound or an equivalent in order to provide a smooth subfloor surface. Otherwise, telegraphing may occur.
- Existing sheet vinyl floors should not be heavily cushioned and not exceed more than one layer in thickness. Soft underlayment and soft substrates will diminish DECORIGID’s inherent strength in resisting indentations.
- Installation is NOT allowed over any type of carpet.
- Never use solvents or citrus adhesive removers to remove old adhesive residue. Solvent residue left in and on the subfloor may affect the new floor covering.

## 3. Installation

DECORIGID plank flooring is designed to be installed utilizing the floating method only. Never secure the planks to the subfloor. Do not install cabinets or fixed objects on top of the flooring. Proper expansion space is required. Undercut all doorjamb's. Do not fasten wall moldings and or transition strips to the planks.

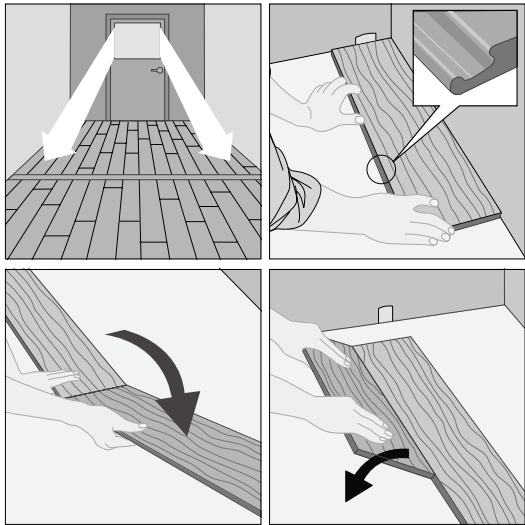
1. Before you start with the installation, it is important to determine the layout of the flooring. Proper planning and layout will prevent having narrow plank widths at wall junctures or very short length pieces at the end of rows.

# Installation Guide

DECORIGID / DECOCLICK

- As with all plank products, install the planks parallel to the longest exterior wall.
- Determine if the starter row will need to be cut. If the first row of planks does not need to be trimmed in width, it will be necessary to cut off the unsupported tongue so that a clean, solid edge shows towards the wall.
- Installation of the product must start from the left side of the room, working to the right when working in front of the planks or facing the starting wall.
- Install the second plank in the row by angling the end tongue into the end groove of the first plank. Be careful not to bend the corner of the plank. Maintain an expansion gap of approximately 5/16”(8mm) from the wall. Start the second row by cutting a plank to the desired length. Keep in mind that the plank must not be shorter than 6”(15cm) keep constant to achieve the best appearance.
- Install the first plank in the second row by inserting the long side tongue into the groove of the plank in the first row. This is best done with a low angle of the plank. Maintain pressure into the side seam as you rotate the plank to the subfloor. Install the second plank in the second row by inserting the short end tongue into the previously installed plank groove. Align the plank so that the long side tongue tip is positioned just over the groove lip of the plank in the first row. Working from the end seam, at a low angle, insert the long tongue into the groove of the adjoining plank. Very little force is required to seat the tongue into the groove. You should feel the tongue lock into the groove.
- Work across the length of the room installing planks along the wall in the first row and then aligning the planks in the second row. It is critical to keep these two rows straight and square, as they are the “foundation” for the rest of the installation. Check squareness and straightness often.
- Cut the last plank in the first row and leave an expansion gap of around 5/16”(8mm). Planks may be cut with a Utility Knife using the “score and snap” technique. The leftover of this plank may be used to start the third row if it’s a minimum 6”(15cm) long.
- Continue installing planks and make sure to achieve a random appearance with end pieces of minimum 6”(15cm). Check that all planks are fully engaged; if a slight gapping is found, the gap can be tapped together by using a tapping block and a scrap of flooring to cover the tapping block in order to avoid damages on the planks.
- The maximum area that can be installed without an expansion joint is 10m x 20m.  
A section length of approximately longer than 12.5m should be installed expansion joint.  
If the temperature while using is higher than the temperature when

- installing, should apply a little smaller area and shorter length than usual for the standard of expansion joint.
- When fitting under door casings, etc. the flexibility and convenient connection of DECORIGID becomes evident. If necessary, a flat pull bar may be used to assist in locking the planks.
  - When fitting around obstacles or into irregular spaces, planks can be cut easily and cleanly using a Utility Knife with a sharp blade. It is often beneficial to make a cardboard template of the area and transfer this pattern to the plank.
  - Protect all exposed edges of the flooring by installing wall molding and/or transition strips. Make sure that no plank will be secured in any way to the sub floor.
  - Protect the finished flooring from exposure to direct sunlight.



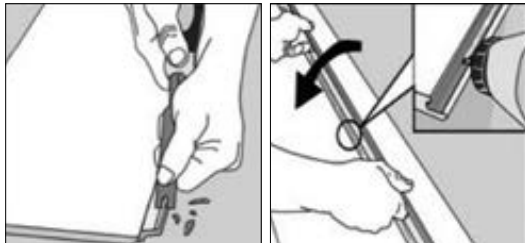
## 4. Repairs

- DECORIGID plank flooring is tough and durable; however, if a plank becomes damaged, it can be replaced. If the damaged plank is along the perimeter of the room, the easiest technique is to disconnect the planks until the damaged plank is removed. Replace the plank and reassemble the planks. If it is impractical to disconnect and reassemble the flooring, the following procedure should be followed:
- It’s recommended to use painters tape along the sides of the board to be replaced to prevent damage to the adjoining boards.
- Using a Utility Knife, cut through the center of the damaged plank, running the length of the plank.

- Carefully remove cut pieces from the insert. You can use a Utility Knife to remove the pieces from the floor. Clean up any debris from opening area.
- To prepare replacement plank. Cut and remove tongue from the long side and the short end of the plank. This can be accomplished by using a Utility Knife.
- Using a Utility Knife, remove approximately 1.5”(38mm) of the groove on the long side of the plank from the tongue end.
- Apply a small bead of seam sealer or use an Ethyl Cyanoacrylate adhesive (super glue) to the groove of the boards in the floor.
- Insert replacement plank, locking the long side joint (groove side) into the existing floor.

### · Note

- The tongue end of the replacement plank will overlap the existing floor prior to being fully inserted.
- Using a scrap piece of plank as a tapping device, tap the groove end into place. Insert the blade of a Utility Knife on the opposite side to lift and adjust the end as it is being tapped into place.
  - Place a weight on the plank until the adhesive sets. (LG Hausys recommends minimum 6-8 hours).





# Installation Guide

DECOLAY

## 1. Test before starting installations

All substrates to receive moisture sensitive floor covering must be tested for moisture.

### CONCRETE SUBSTRATES:

All substrates to receive moisture sensitive floor covering must be tested for moisture.

- Calcium Chloride – Tests must be performed per the latest edition of ASTM F 1869 and shall not exceed 8lb. per 1000 sf in 24 hrs.
- Internal Relative Humidity RH – Test must be performed per the latest edition of ASTM F 2170 and shall not exceed 85%.
- a. Substrates shall be smooth, structurally sound, permanently dry, clean and free of all foreign material such as dust, solvents, grease, oils, old adhesive residue.
- b. Concrete floors shall be flat and smooth within 1/8” in 10 feet.
- c. F-Number System: Overall values of FF 36/ FL 20 may be appropriate for resilient floor coverings.
- d. ASTM 1869 - Three calcium chloride tests should be conducted for areas up to 1000 ft2. One additional test required per additional 1000 ft2.
- e. ASTM 2170 - IRH (Internal Relative Humidity Test), three tests should be conducted for areas up to 1000 ft2. One additional test, for each additional 1000 ft2.
- f. Moisture vapor emission rate may not exceed 8 lb. /1000 ft2/24 hours or 85% using a rh test.

Use only Portland based patching and leveling compounds. Do not install resilient flooring over gypsum based patching and/or leveling compounds.

### LIGHTWEIGHT CONCRETE:

Internal Relative Humidity – Tests must be performed per the latest edition of ASTM F 2170.

- a. Three internal relative humidity tests should be conducted for areas up to 1000 ft2. One additional test, for each additional 1000 ft2.
- b. Internal relative humidity rate may not exceed 85%. Per ASTM F 710.
- c. Surface must be dry, clean, smooth, free of all dust, and structurally sound

### WOOD SUBSTRATES:

A moisture test is required using a pin-type moisture meter. The maximum allowable moisture content must not exceed 15%.

- a. Wood subfloors must be structurally sound and in compliance with local building codes.
- b. Wood subfloors should be suspended with a minimum of 18” of well ventilated air space below.

- c. Crawl spaces must have a vapor retarder covering the ground.
- d. Wood subfloors directly fastened to concrete, or sleeper construction, are not recommended.
- e. APA rated Sturdi-I-Floor panels are designed as combination subfloor/underlayment, but exposure to construction conditions including weather may necessitate installation of a 1/4” underlayment panel prior to resilient flooring installation.
- f. Resilient flooring is not recommended directly over fire-retardant treated plywood or preservative treated plywood. The materials used to treat the plywood may cause problems with adhesive bonding. An additional layer of APA rated 1/4” thick underlayment should be installed.

### TEMPERATURE - AMBIENT:

Controlled environments are critical. Fully functional HVAC systems are the best way to ensure temperature and humidity control.

- Do not install resilient flooring products until the work area can be temperature controlled.
- Minimum installation temperature is 65°F with a maximum installation temperature of 85°F.

### TEMPERATURE – RADIANT HEAT:

Radiant heated substrates must not exceed 85°F (29°C) surface temperature.

- Several days prior to installing resilient products over newly constructed radiant heated systems, make sure the radiant system has been on and operating at maximum temperature to reduce residual moisture within the concrete.
- Three days prior to installation lower the temperature to 65 degrees, 24 hours after installation gradually increase the temperature in increments of 5° F to avoid overheating.
- After continuous operation of the radiant system, ensure the surface of the floor does not exceed 85oF.
- Radiant heat components must be a minimum of ½” separated from the DECOLAY Plank.
- Use of an in-floor temperature sensor is recommended to avoid overheating.

### PH:

Concrete floors must be tested per the latest edition of ASTM F 710.

- PH reading must not exceed 10.0.
- Readings below 7.0 and in excess of 10.0 affect resilient flooring and adhesives.
- Rinsing the surface with clear water is the best way to lower alkalinity. “DAMP MOP”

### · Note

It may not be the floor covering installer's responsibility to conduct

the tests. It is, however, the floor covering installer's responsibility to make sure these tests have been conducted and that the results are acceptable prior to installing the floor covering. When moisture tests are conducted, it indicates the conditions only at the time of the test.

## 2. Job site conditions

- a. It is recommended that resilient floor covering installation shall not begin until all other trades are completed.
- b. Areas to receive flooring shall be clean, fully enclosed, with the permanent HVAC set at a uniform temperature range of 65oF to 85oF and maintained following the installation.
- c. Areas to receive flooring should be adequately lighted during all phases of the installation process.
- d. Floors shall be smooth, permanently dry, clean and free of all foreign material such as dust,, solvents, grease, oils, old adhesive residue, .

## 3. Material storage and handling

- a. All tile and planks must be stored in a warm dry area. Do not expose to very hot or cold temperatures. The material must be stored laying flat and cartons never on edge.
- b. Check to make sure color and lot numbers are the same on jobs requiring multiple cartons of tile or plank.
- c. Flooring material must be acclimated to the installation area at a minimum temperature of 65 degrees Fahrenheit and maximum temperature of 85degrees Fahrenheit for a minimum of 24 to 48 hours prior to installation.
- d. Store cartons of tile or plank products flat and squarely on top of one another. Preferably, locate material in the “center” of the installation area (i.e. away from vents, direct sunlight, etc.)

## 4. Substrates

All substrates to receive resilient flooring shall be dry, clean, smooth, and structurally sound.

### WOOD SUBSTRATES

- a. Must be sturdy, flat and have minimal deflection.
- b. OSB is approved. It must be sturdy, flat and have minimal deflection. All other wood subfloors, i.e. particle board, wafer board, chipboard, etc. are approved but must be sturdy, flat and have minimal deflection.
- c. Do not install over sleeper construction subfloors or wood subfloors applied directly over concrete.
- d. Underlayment panels can only correct minor deficiencies in the sub-floor while providing a smooth, sound surface on which to

adhere the resilient flooring.

- e. Any failure in the performance of the underlayment panel rests with the panel manufacturer.
- f. It is recommended that your chosen APA underlayment grade panels be designed for installation under resilient flooring and carry a written warranty covering replacement of the entire flooring system.
- g. Always follow the underlayment manufacturer's installation instructions.
- h. Do not install over existing wood flooring.

### CONCRETE

- a. New or existing concrete subfloors must meet the guidelines of the latest edition of ACI 302 and ASTM F 710, “Standard Practice for Preparing Concrete Floors to Receive Resilient Flooring”.
- b. On or below-grade slabs must have an effective vapor retarder directly under the slab.
- c. Wet curing 7 days is the preferred method for curing new concrete.
- d. Remove curing compounds 28 days after placement, so concrete can begin drying.
- e. Concrete floors shall be flat 1/8” in 10 ft.
- f. F-Number System: Overall values of FF 36/ FL 20 may be appropriate for resilient floor coverings.
- g. Any large cracks or voids must be filled with a cementitious patching compound.

### LIGHTWEIGHT CONCRETE

All recommendations and guarantees as to the suitability and performance of lightweight concrete under resilient flooring are the responsibility of the lightweight concrete manufacturer. The installer of the lightweight product may be required to be authorized or certified by the manufacturer. Correct on- site mixing ratios and properly functioning pumping equipment are critical. To ensure proper mixture, slump testing is recommended.

- a. Lightweight aggregate concretes having densities greater than 90 lbs. per cubic foot may be acceptable under resilient flooring.
- b. Concrete slabs with heavy static and/or dynamic loads should be designed with higher strengths and densities to accommodate such loads
- c. Surface must be permanently dry, clean, smooth, and free of all dust and structurally sound.

### · Warning

DO not sand, dry sweep, dry scrape, drill, saw, beadblast or mechanically chip or pulverize existing resilient flooring, backing, lining felt, asphaltic “cutback” adhesives or other adhesives. These products may contain either asbestos fibers and/or crystalline

# Installation Guide

DECOLAY

silica. Avoid creating dust. Inhalation of such dust is a cancer and respiratory tract hazard. Smoking by individuals exposed to asbestos fibers greatly increases the risk of serious bodily harm.

Unless positively certain that the product is a non-asbestos-containing material, you must presume it contains asbestos. Regulations may require that the material be tested to determine asbestos content and may govern the removal and disposal of material.

See current edition of the Resilient Floor Covering Institute (RFCI) publication Recommended Work Practices for Removal of Resilient Floor Coverings for detailed information and instructions on removing all resilient covering structures. For current information go to [www.rfci.com](http://www.rfci.com)

## RESILIENT FLOOR COVERING

- Must be single layered, non-cushion backed, fully adhered, and smooth.
- Show no signs of moisture or alkaline.
- Waxes, polishes, grease, and grime must be removed.
- Cuts, cracks, gouges, dents and other irregularities in the existing floor covering must be repaired or replaced.
- On heavily embossed resilient floors an embossing leveler may be needed to prevent telegraphing.

### - Note

The responsibility of determining if the existing flooring is suitable to be installed over rests solely with installer/flooring contractor on site. If there is any doubt as to suitability, the existing flooring should be removed or an acceptable underlayment installed over it. Installations over existing resilient flooring may be more susceptible to indentation.

## POURED FLOORS (Epoxy, Polymeric, Seamless)

- Must be totally cured and well bonded to the concrete.
- Must be free of any residual solvents and petroleum derivatives.
- Waxes, polishes, grease, and grime must be removed.
- Cuts, cracks, gouges, dents and other irregularities in the existing floor covering must be repaired or replaced.
- Texture must be smooth.
- Show no signs of moisture or alkaline.

## CERAMIC TILE

- Use caution with highly embossed tile. This type of tile plus grout joints should be filled with a high quality cementitious patching/leveling product.

## OLD ADHESIVE RESIDUE

- If the adhesive residue is asphalt-based (cut-back) or any other type of adhesive is present, it must be dealt with in one of two ways:
- It may be mechanically removed such as: bead blasting or scarifying;

- A self – leveling Portland based underlayment may be applied over it. Check with the underlayment manufacturer for suitability, application instructions and warranties.
- Never use solvents or citrus adhesive removers to remove old adhesive residue. Solvent residue left in and on the sub-floor may affect the new floor covering.

## 5. Installation of DECOLAY tile

- Material should always be visually inspected prior to installation. Any material installed with visual defects will not be considered a legitimate claim as it pertains to labor cost.
- When installing DECOLAY plank products you should mix planks from several cartons to blend minor shade variations.
- Flooring and subfloor room temperature should be between 65 and 85 Fahrenheit. Maintain proper
- temperature for 48 hours before and after installation. After that maintain a minimum 55-degree temperature. The building's heating and air-conditioning system should be turned on at least one week before installation. Failure to follow these guidelines may result in an installation failure. (i.e. flooring may expand or contract resulting in gapping)
- DECOLAY plank should be installed tight to the wall. If this cannot be accomplished you will need to secure the planks to the floor around the edges using adhesive LAYOUT OF THE ROOM

Before laying out the floor, check the wall you are starting from and make sure it is square to the opposite wall (planks should run lengthwise against the longest wall, and if possible, parallel to incoming sunlight). Simply measure the room from opposite ends of the wall to the far wall. If the measurements are different you can make adjustments on the first row of DECOLAY by scribing the plank on the over edge. As with all plank products it is best to start along the longest exterior wall.

The width of the first row of planks should be approximately the same width as the last row. This may require cutting the first row plank to a shorter width. Measure across the room in inches and divide by the width of a plank to see how many full width planks will be used and what size width will be needed for the last row. The last row should never be less than 2” in width.

Lay the first row of planks out to determine if you need to adjust the length of the first plank to avoid a small piece of less than 6” on the opposite wall from where you started. When installing the plank, it is required to stagger the rows so that the end joint seams are a minimum 6” apart and the seams are not in a straight uniform line. We recommend the staggered random method.

Installation should start in a corner and proceed from that corner working across the room making sure to that your end pieces against the wall are a minimum of 6 inches and staggering the end joints a

minimum of 6 inches. The planks must be installed tight against the walls throughout the entire installation (if this cannot be achieved use an approved lvt adhesive or a suitable DS/PS tape.).

## FITTING THE BORDER:

Measure the distance from the last plank in the row to the wall. Mark the plank and cut it against the mark. Lay the plank in place, making sure that the cut edge is against the wall.

Fitting Around Irregular Objects: Make a pattern out of heavy paper to fit around pipes and other irregularities. Place the pattern on the plank, trace cutting along the trace lines

## 6. Maintenance

To prevent indentation we recommend that you put protective non-staining pads on the legs of heavy furniture (pianos, chairs, tables etc.). Also if you have furniture with rolling casters, the casters need to be a minimum of 2”diameter. In areas that there will be heavy rolling loads or where casters are not 2” you may need to apply an adhesive or double face/pressure sensitive tape under the planks to prevent the planks from gapping.



# Packing Information

Tile

Sheet

| PROD-UCT                    | SPEC       |       |        | BOX      |          |                    | PALLET           |                 |             |       |     | MOQ            |                    | Container         |               |
|-----------------------------|------------|-------|--------|----------|----------|--------------------|------------------|-----------------|-------------|-------|-----|----------------|--------------------|-------------------|---------------|
|                             | Thick-ness | Width | Length | Packing  |          | Weight<br>(Kg/Box) | Packing          |                 | Pallet Spec |       |     | (m²/<br>Color) | (Pallet/<br>Color) | Loading           |               |
|                             |            |       |        | (EA/Box) | (m²/Box) |                    | (BOX/<br>Pallet) | (m²/<br>Pallet) | L           | W     | H   |                |                    | (Pallet/<br>Cntr) | (m²/<br>Cntr) |
| DECOTILE<br>(Dry Back)      | 2.0        | 450   | 450    | 24       | 4.86     | 19.7               | 52               | 252.7           | 1,000       | 1,000 | 147 | 758            | 3                  | 18                | 4,549         |
|                             | 2.0        | 180   | 920    | 30       | 4.97     | 20.1               | 50               | 248.4           | 1,000       | 1,000 | 147 | 745            | 3                  | 18                | 4,471         |
|                             | 2.5        | 150   | 920    | 30       | 4.14     | 20.4               | 48               | 198.7           | 1,000       | 1,000 | 147 | 596            | 3                  | 20                | 3,974         |
|                             | 2.5        | 180   | 920    | 24       | 3.97     | 19.6               | 50               | 198.7           | 1,000       | 1,000 | 147 | 596            | 3                  | 20                | 3,974         |
|                             | 2.5        | 150   | 1,200  | 22       | 3.96     | 19.5               | 60               | 237.6           | 1,260       | 1,000 | 147 | 713            | 3                  | 16                | 3,802         |
|                             | 2.5        | 180   | 1,200  | 18       | 3.89     | 19.2               | 60               | 233.3           | 1,260       | 1,000 | 147 | 700            | 3                  | 16                | 3,732         |
|                             | 2.5        | 300   | 600    | 22       | 3.96     | 19.5               | 72               | 285.1           | 1,260       | 1,000 | 147 | 855            | 3                  | 14                | 3,992         |
|                             | 2.5        | 600   | 600    | 17       | 6.12     | 30.0               | 30               | 183.6           | 640         | 1,280 | 143 | 551            | 3                  | 18                | 3,305         |
|                             | 2.5        | 450   | 450    | 19       | 3.85     | 19.0               | 52               | 200.1           | 1,000       | 1,000 | 147 | 600            | 3                  | 18                | 3,601         |
|                             | 3.0        | 150   | 920    | 24       | 3.31     | 19.9               | 48               | 159.0           | 1,000       | 1,000 | 147 | 636            | 4                  | 18                | 2,862         |
|                             | 3.0        | 150   | 1,200  | 18       | 3.24     | 19.5               | 60               | 194.4           | 1,260       | 1,000 | 147 | 778            | 4                  | 16                | 3,110         |
|                             | 3.0        | 180   | 920    | 20       | 3.31     | 19.9               | 50               | 165.6           | 1,000       | 1,000 | 147 | 662            | 4                  | 18                | 2,981         |
|                             | 3.0        | 180   | 1,200  | 15       | 3.24     | 19.5               | 60               | 194.4           | 1,260       | 1,000 | 147 | 778            | 4                  | 16                | 3,110         |
|                             | 3.0        | 228.6 | 1,523  | 10       | 3.48     | 20.9               | 60               | 208.8           | 1,600       | 1,000 | 147 | 835            | 4                  | 18                | 3,758         |
|                             | 3.0        | 450   | 450    | 16       | 3.24     | 19.5               | 52               | 168.5           | 1,000       | 1,000 | 147 | 674            | 4                  | 18                | 3,033         |
|                             | 3.0        | 600   | 600    | 14       | 5.04     | 30.2               | 30               | 151.2           | 640         | 1,280 | 143 | 605            | 4                  | 18                | 2,722         |
|                             | 3.0        | 300   | 600    | 18       | 3.24     | 19.5               | 72               | 233.3           | 1,260       | 1,000 | 147 | 933            | 4                  | 14                | 3,266         |
| PRESTG<br>(Gluedown<br>SPC) | 5.0        | 600   | 600    | 5        | 1.80     | 16.2               | 50               | 90.0            | 640         | 1,280 | 143 | 450            | 5                  | 18                | 1,620         |
|                             | 5.0        | 228.6 | 1,523  | 6        | 2.09     | 18.8               | 60               | 125.3           | 1,600       | 1,000 | 147 | 627            | 5                  | 18                | 2,256         |
| DECOLAY<br>(Looselay)       | 5.0        | 180   | 1,200  | 8        | 1.73     | 15.6               | 70               | 121.0           | 1,260       | 1,000 | 147 | 605            | 5                  | 16                | 1,935         |
|                             | 5.0        | 300   | 600    | 11       | 1.98     | 18.8               | 72               | 142.6           | 1,260       | 1,110 | 147 | 713            | 5                  | 14                | 1,996         |
|                             | 5.0        | 225   | 1,200  | 8        | 2.16     | 19.4               | 60               | 129.6           | 1,260       | 1,000 | 147 | 648            | 5                  | 18                | 2,333         |
|                             | 5.0        | 228.6 | 1,523  | 6        | 2.09     | 18.8               | 60               | 125.3           | 1,600       | 1,000 | 147 | 627            | 5                  | 18                | 2,256         |
|                             | 5.0        | 600   | 600    | 6        | 2.16     | 19.4               | 50               | 108.0           | 640         | 1,280 | 143 | 540            | 5                  | 18                | 1,944         |
| DECORIGID<br>(Click SPC)    | 4.5        | 150   | 1220   | 10       | 1.83     | 15.1               | 72               | 131.8           | 1,300       | 1,050 | 250 | 659            | 5                  | 16                | 2,108         |
|                             | 4.5        | 310   | 605    | 10       | 1.88     | 15.5               | 72               | 135.0           | 1,300       | 1,050 | 250 | 675            | 5                  | 16                | 2,161         |
|                             | 6.0        | 150   | 1220   | 10       | 1.83     | 15.3               | 72               | 131.8           | 1,300       | 1,050 | 250 | 659            | 5                  | 16                | 2,108         |
|                             | 6.0        | 310   | 605    | 10       | 1.88     | 15.7               | 72               | 135.0           | 1,300       | 1,050 | 250 | 675            | 5                  | 16                | 2,161         |
| DECOCLICK<br>(Click LVT)    | 3.2        | 150   | 1,220  | 14       | 2.56     | 15.5               | 78               | 199.8           | 1,300       | 1,050 | 250 | 799            | 4                  | 16                | 3,197         |
|                             | 4.0        | 150   | 1,220  | 10       | 1.83     | 13.4               | 84               | 153.7           | 1,300       | 1,050 | 250 | 769            | 5                  | 16                | 2,460         |
|                             | 4.0        | 310   | 605    | 12       | 2.25     | 14.4               | 72               | 162.0           | 1,300       | 1,050 | 250 | 810            | 5                  | 16                | 2,593         |

| Classification       | Products         | SPEC      |         |         | MOQ    | Wear<br>Layer | 20ft Cntr Lot |         | Weight     |
|----------------------|------------------|-----------|---------|---------|--------|---------------|---------------|---------|------------|
|                      |                  | Thickness | Width   | Length  |        |               | Standard      | Maximum |            |
| Light<br>Commercial  | Palace           | 1.5mm     | 2.00m   | 25m     | 800m   | 0.10mm        | 3,800m        | 4,000m  | 4.90kg/m   |
|                      | Bright           | 1.6mm     | 2.00m   | 25m     | 800m   | 0.15mm        | 3,800m        | 4,000m  | 5.20kg/m   |
|                      | Supreme 1.8      | 1.8mm     | 2.00m   | 20m     | 800m   | 0.30mm        | 3,200m        | 3,400m  | 5.80kg/m   |
| Commercial           | Wood Collection  | 2.0mm     | 2.00m   | 20m     | 800m   | 0.3/0.5mm     | 3,200m        | 3,200m  | 6.20kg/m   |
|                      | Stone Collection | 2.0mm     | 2.00m   | 20m     | 800m   | 0.3/0.5mm     | 3,200m        | 3,200m  | 6.20kg/m   |
|                      | ABC              | 2.0mm     | 2.00m   | 20m     | 800m   | 0.50mm        | 3,200m        | 3,400m  | 6.00kg/m   |
|                      | Supreme 2.0      | 2.0mm     | 2.00m   | 20m     | 800m   | 0.50mm        | 3,200m        | 3,400m  | 5.90kg/m   |
|                      | Style            | 2.0mm     | 2.00m   | 20m     | 800m   | 0.50mm        | 3,200m        | 3,400m  | 5.90kg/m   |
| Heavy Traffic        | Durable          | 2.0mm     | 2.00m   | 20m     | 800m   | 0.70mm        | 3,200m        | 3,400m  | 6.10kg/m   |
|                      | MediStudio       | 2.0mm     | 2.00m   | 20m     | 800m   | 0.70mm        | 3,200m        | 3,400m  | 6.10kg/m   |
|                      | SD Metal         | 3.2mm     | 1.83m   | 18m     | 504m   | 1.00mm        | 2,520m        | 2,520m  | 7.40kg/m   |
|                      | SD Trans         | 3.2mm     | 1.83m   | 18m     | 504m   | 0.80mm        | 2,520m        | 2,520m  | 8.10kg/m   |
| Acoustic             | Delight 2.2      | 2.2mm     | 2.00m   | 20m     | 800m   | 0.50mm        | 3,600m        | 4,000m  | 4.40kg/m   |
|                      | Calmpasso 3.2    | 3.2mm     | 2.00m   | 20m     | 800m   | 0.70mm        | 2,600m        | 2,800m  | 5.30kg/m   |
|                      | Comfort 3.4      | 3.4mm     | 2.00m   | 20m     | 800m   | 0.70mm        | 2,600m        | 2,800m  | 5.90kg/m   |
|                      | Leisure 4.0      | 4.0mm     | 1.80m   | 16m     | 304m   | 0.50mm        | 2,080m        | 2,240m  | 5.50kg/m   |
|                      | Senior 4.5       | 4.5mm     | 1.83m   | 23m     | 400m   | 0.60mm        | 1,909m        | 2,070m  | 5.50kg/m   |
|                      | EQ Floor 6.0     | 6.0mm     | 1.83m   | 13m     | 507m   | 1.00mm        | 1,200m        | 1,467m  | 8.10kg/m   |
| Textile              | Woven Tile 3.5   | 3.5mm     | 500.0mm | 500.0mm | 150Box | -             | 720Box        | 720Box  | 3.20kg/SQM |
| Homogeneous<br>sheet | Origin           | 2.0mm     | 2.00m   | 20m     | 720m   | 2.00mm        | 2,880m        | 2,880m  | 5.0kg/m    |
|                      | Space            | 2.0mm     | 2.00m   | 20m     | 720m   | 2.00mm        | 2,880m        | 2,880m  | 5.8kg/m    |
|                      | Unite            | 2.0mm     | 2.00m   | 20m     | 720m   | 2.00mm        | 2,880m        | 2,880m  | 6.4kg/m    |
|                      | Allroad          | 2.0mm     | 2.00m   | 20m     | 800m   | 2.00mm        | 2,880m        | 2,880m  | 5.96kg/m   |
|                      | Conductive       | 2.0mm     | 2.00m   | 20m     | 500m   | 2.00mm        | 2,880m        | 2,880m  | 5.6kg/m    |
| Sports               | Rexcourt 3.9     | 3.9mm     | 1.80m   | 14/16m  | 300m   | 1.00mm        | 2,080m        | 2,240m  | 5.22kg/m   |
|                      | Rexcourt 4.5     | 4.5mm     | 1.80m   | 20m     | 300m   | 0.6/1.0mm     | 2,040m        | 2,040m  | 5.80kg/m   |
|                      | Rexcourt 6.5     | 6.5mm     | 1.80m   | 15m     | 300m   | 1.00mm        | 1,440m        | 1,440m  | 7.90kg/m   |
|                      | Rexcourt 8.0     | 8.0mm     | 1.80m   | 11m     | 300m   | 1.00mm        | 1,056m        | 1,056m  | 8.76kg/m   |
| Wall                 | Medistep Wall    | 1.0mm     | 2.00m   | 40m     | 800m   | -             | 5,760m        | 6,000m  | 3.12kg/m   |

# Warranty

## Tile Flooring (LVT)

### 1. Product

- LG Hausys warrants its residential/commercial flooring products to be free from manufacturing defects and wear-out for (see applicable products and years below) by appropriate maintenance for residential/commercial use.

### 2. Workmanship

- LG Hausys does not warrant installers’ workmanship. Workmanship errors should be addressed to the contractor who installed the floor. LG Hausys floors should be professionally installed by contractors who have demonstrated expertise in installing residential/commercial floors.

### 3. Terms

- ① LG Hausys floors is correctly installed over a properly prepared subfloor.
- ② The floor is regularly maintained using an approved maintenance system as laid out in the LG Hausys Maintenance Manual and using properly maintained equipment and appropriate cleaning tools.
- ③ Within One Year: If a defect covered by this warranty is reported to LG Hausys in writing within one year of purchase, LG Hausys will supply new material of the same or similar grade sufficient to repair or replace the defective material. LG Hausys will also pay reasonable labor costs.
- ④ Within Two Years: If a defect covered by this warranty is reported to LG Hausys in writing after one year but within two years of purchase, LG Hausys will supply new material of the same or similar grade sufficient to repair or replace the defective material. LG Hausys will also pay fifty percent of reasonable labor costs.
- ⑤ After Two Years: If a defect covered by this warranty is reported to LG Hausys in writing after two years but within (see applicable products and years below) of purchase, LG Hausys will supply new material of the same or similar grade sufficient to repair or replace the defective material. LG Hausys will not pay labor costs.
- ⑥ LG Hausys will not pay labor costs to repair or replace materials with defects that were apparent before or at the time of installation.

### 4. Exclusions

- The warranty does not cover the following:
  - Improper Installation and/or maintenance.
  - Problems arising from excessive moisture, alkaline, or water pressure from the subfloor.
  - Differences in color between products and samples or photographs.
  - Discoloration due to U.V. light, heat sources.
  - Surface scratches, changes in shading, texture, and/or gloss during use.
  - Indentations from improper loading including high heels, spiked shoes, rolling loads, chairs and other furniture not using floor protectors.
  - Damage caused by chemically reactive materials, carpet crocking, dye, mold, stains, spillages, burns, gouges, scratches, indentations, floods, accidents, abuse, or any harsh scouring pads while buffing.
- Loss of any surface treatment features under following conditions:
  1. After buffing and/or waxing
  2. Improper, inadequate maintenance
  3. Damages (scratches, abrasion) on surface due to long-term usage and/or heavy traffic

- Damage caused by improper shipment, delivery or storage.
- Damages and/or discoloration due to exterior installation.
- LG Hausys excludes and will not pay incidental or consequential damages under this warranty.

By this we mean any loss, expense, or damage other than on the flooring itself that may result from a defect in the flooring. No implied warranties extend beyond the terms of this written warranty.

### 5. Note

- Some states do not allow exclusion or limitations of incidental or consequential damages or limitations on how long an implied warranty lasts, so the above limitations or exclusions may not apply to you. This warranty gives you specific legal rights, and you may also have other rights which vary from state to state.

THERE ARE NO WARRANTIES BEYOND THIS EXPRESSED WARRANTY. ALL OTHER WARRANTIES, INCLUDING WARRANTIES OF MERCHANTABILITY OR FITNESS FOR A PARTICULAR PURPOSE, ARE EXCLUDED. LG HAUSYS EXCLUDES ANY LIABILITY FOR LOST PROFITS OR ANY OTHER INDIRECT, SPECIAL OR CONSEQUENTIAL DAMAGES. THE REMEDIES CONTAINED HEREIN ARE THE ONLY REMEDIES AVAILABLE FOR BREACH OF THIS WARRANTY.

### Applicable Products and Years

| Product               | Specification                                               | Manufacturing Defects Warranty | Limited Wear Warranty |                              |
|-----------------------|-------------------------------------------------------------|--------------------------------|-----------------------|------------------------------|
|                       |                                                             |                                | Residential           | Commercial                   |
| DECOTILE (Dry Back)   | Total Thickness: 5.0mm<br>Wear Layer: 0.55mm                | 10 years                       | 30 years              | 10 years                     |
|                       | Total Thickness: 3.0mm<br>Wear Layer: 0.55mm                | 10 years                       | 30 years              | 10 years                     |
|                       | Total Thickness: 3.0mm<br>Wear Layer: 0.3mm                 | 7 years                        | 25 years              | 7 years for Light Commercial |
|                       | Total Thickness: 3.0mm<br>Wear Layer: 0.15mm                | 5 years                        | 15 years              | 5 years for Light Commercial |
|                       | Total Thickness: 2.5mm<br>Wear Layer: 0.55mm                | 10 years                       | 30 years              | 10 years                     |
|                       | Total Thickness: 2.0mm<br>Wear Layer: 0.3mm                 | 7 years                        | 25 years              | 7 years for Light Commercial |
| DECOCLICK (Click LVT) | Total Thickness: 4.0mm<br>Wear Layer: 0.3mm                 | 7 years                        | 25 years              | 7 years for Light Commercial |
|                       | Total Thickness: 3.2mm<br>Wear Layer: 0.3mm                 | 7 years                        | 25 years              | 7 years for Light Commercial |
|                       | Total Thickness: 4.0mm<br>Wear Layer: 0.55mm                | 10 years                       | 30 years              | 10 years                     |
| DECOLAY (Looselay)    | Total Thickness: 4.0mm /4.5mm / 5.0mm<br>Wear Layer: 0.55mm | 10 years                       | 30 years              | 10 years                     |
| DECORIGID (Click SPC) | Wear Layer 0.55mm<br>Wear Layer 0.30mm                      | -                              | 25 years              | 7 years                      |

## Sheet Flooring

### 1. Product

- LG Hausys warrants its commercial flooring products to be free from manufacturing defects and wear-out for (see applicable products and years below) by appropriate maintenance for commercial use.

### 2. Workmanship

- LG Hausys does not warrant installers' workmanship. Workmanship errors should be addressed to the contractor who installed the floor. LG Hausys floors should be professionally installed by contractors who have demonstrated expertise in installing commercial floors.

### 3. Terms

- ① LG Hausys floors are correctly installed over a properly prepared subfloor.
- ② The floor is regularly maintained using an approved maintenance system as laid out in the LG Hausys Maintenance Manual and using properly maintained equipment and appropriate cleaning tools.
- ③ Within One Year: If a defect covered by this warranty is reported to LG Hausys in writing within one year of purchase, LG Hausys will supply new material of the same or similar grade sufficient to repair or replace the defective material. LG Hausys will also pay reasonable labor costs.
- ④ Within Two Years: If a defect covered by this warranty is reported to LG Hausys in writing after one year but within two years of purchase, LG Hausys will supply new material of the same or similar grade sufficient to repair or replace the defective material. LG Hausys will also pay fifty percent of reasonable labor costs.
- ⑤ After Two Years: If a defect covered by this warranty is reported to LG Hausys in writing after two years but within (see applicable products and years below) of purchase, LG Hausys will supply new material of the same or similar grade sufficient to repair or replace the defective material. LG Hausys will not pay labor costs.
- ⑥ LG Hausys will not pay labor costs to repair or replace materials with defects that were apparent before or at the time of installation.

### 4. Exclusions

- The warranty does not cover the following:
  - Improper Installation and/or maintenance
  - Misplacing or lifting the product, due to improper/poor usage of adhesive or tackifier
  - Damage due to inadequate floor smoothness
  - Discontinued product or specific color
  - Misuse and abuse by end users
  - Problems arising from excessive moisture, alkaline, or water pressure from the subfloor
  - Differences in color between products and samples, photographs or electronic Medium
  - Discoloration due to U.V. light, heat sources
  - Surface scratches, changes in shading, texture, and/or gloss during use
  - Damage caused by improper storage and handling prior to installation
  - Damage due to inadequate protective matting at entryways and landings

- Excessive wear from the presence of sand and/or grit on installed material
- Indentations or damage from improper loading including high heels, spiked shoes, rolling loads, chairs and other furniture not using floor protectors
- Damage caused by chemically reactive materials, carpet crocking, dye, mold, stains, spillages, burns, gouges, scratches, indentations, floods, accidents, abuse, or any harsh scouring pads while buffing
- Loss of any surface treatment features(e.g. anti-iodine) under following conditions:
  1. After buffing and/or waxing
  2. Improper, inadequate maintenance
  3. Damages (scratches, abrasion) on surface due to long-term usage and/or heavy traffic
- Damage caused by improper shipment, delivery or storage
- Damages and/or discoloration due to exterior installation
- LG Hausys excludes and will not pay incidental or consequential damages under this warranty

By this we mean any loss, expense, or damage other than on the flooring itself that may result from a defect in the flooring. No implied warranties extend beyond the terms of this written warranty.

### 5. Note

- Some states do not allow exclusion or limitations of incidental or consequential damages or limitations on how long an implied warranty lasts, so the above limitations or exclusions may not apply to you. This warranty gives you specific legal rights, and you may also have other rights which vary from state to state.

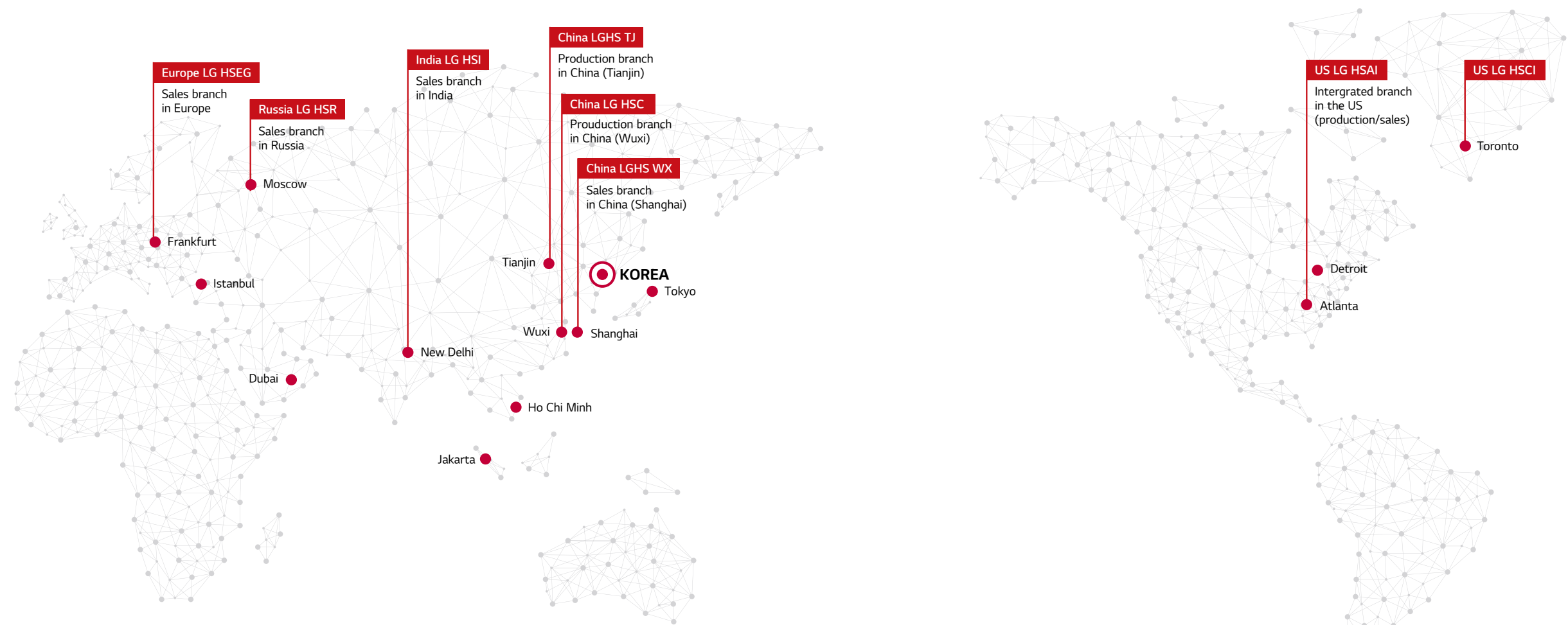
\*There are no warranties beyond this expressed warranty. all other warranties, including warranties of merchantability or fitness for a particular purpose, are excluded. LG hausys excludes any liability for lost profits or any other indirect, special or consequential damages. the remedies contained herein are the only remedies available for breach of this warranty.

### Applicable Products and Years

|                           | 5 Years                               | 10 Years                                                                                                                                    | 20 Years                                                                                        |
|---------------------------|---------------------------------------|---------------------------------------------------------------------------------------------------------------------------------------------|-------------------------------------------------------------------------------------------------|
| Homogeneous Vinyl Sheet   |                                       | · Origin<br>· Unite<br>· Space<br>· Allroad                                                                                                 |                                                                                                 |
| Heterogeneous Vinyl Sheet | · Palace<br>· Bright<br>· Supreme 1.8 | · Wood Collection<br>· Stone Collection<br>· ABC<br>· Supreme 2.0<br>· Style<br>· Delight 2.2<br>· Leisure 4.0<br>· Durable<br>· MediStudio | · Safe Deco<br>· Calmpasso 3.2<br>· Comfort 3.4<br>· Senior 4.5<br>· EQ Floor 6.0<br>· REXCOURT |



# Global Network



|                                                                                                                                                               |                                                                                                                                                                                                                                                                                                                                                                                                                                                                             |                                                                                                                                                                                                                                                                                                                                                                                                                                                           |                                                                                                                                                                                                                                                                                                                                                                                                                                                                                                                                      |                                                                                                                                                                                                                                                                                                                                                                                                                                                     |
|---------------------------------------------------------------------------------------------------------------------------------------------------------------|-----------------------------------------------------------------------------------------------------------------------------------------------------------------------------------------------------------------------------------------------------------------------------------------------------------------------------------------------------------------------------------------------------------------------------------------------------------------------------|-----------------------------------------------------------------------------------------------------------------------------------------------------------------------------------------------------------------------------------------------------------------------------------------------------------------------------------------------------------------------------------------------------------------------------------------------------------|--------------------------------------------------------------------------------------------------------------------------------------------------------------------------------------------------------------------------------------------------------------------------------------------------------------------------------------------------------------------------------------------------------------------------------------------------------------------------------------------------------------------------------------|-----------------------------------------------------------------------------------------------------------------------------------------------------------------------------------------------------------------------------------------------------------------------------------------------------------------------------------------------------------------------------------------------------------------------------------------------------|
| <b>LG Hausys HQ(Seoul, Korea)</b><br><br>One IFC 10<br>Gookjegeumyoong-Ro,<br>Yeouido-Dong,<br>Yeongdeungpo-Gu, Seoul,<br>07326, Korea<br>lginfo@lghausys.com | <b>U.S.A. (Atlanta)</b><br>LG Hausys America, Inc.<br>900 Circle 75 Parkway,<br>Suite1500, Atlanta. GA 30339<br>TEL : 1-678-770-0873<br><br><b>RUSSIA (Moscow)</b><br>LG Hausys Rus, LLC.<br>Lesnaya Plaza 8th floor, 4, 4th<br>Lesnoy pereulok, Moscow,125047, Russia<br>TEL : 7-985-297-4707<br><br><b>CHINA (Shanghai)</b><br>LG Hausys Trading Co., Ltd. 19F Magnolia Plaza<br>No.777 Hongqiao Road, Xuhui District, Shanghai,<br>China 200030<br>TEL : 86-21-5241-6600 | <b>INDIA (Gurgaon)</b><br>LG Hausys India Pvt. Ltd. Delta Tower, 6th Floor,<br>Plot No. 54, Sector 44 Gurgaon – 122001,<br>Haryana, India<br>TEL : 91-124-4212590<br><br><b>EUROPE (Frankfurt)</b><br>LG Hausys Europe GMBH<br>Lyoner str 15, Atricom C6, D-60528<br>Frankfurt/m, Germany<br>TEL : 49-176-30070051<br><br><b>CANADA (Toronto)</b><br>LG Hausys Canada, Inc.<br>423 Four Valley Dr. Concord, ON L4K 5Z3,<br>Canada<br>TEL : 1-416-708-1977 | <b>TURKEY (Istanbul)</b><br>LG Hausys, Ltd. Istanbul Office<br>Kempinski Residences Astoria<br>Buyukdere Cad. No:127 A Kule Kat:7<br>PK. 34394 Esentepe, Sisli/Istanbul, Turkey<br>TEL : 90-212-285-1101<br><br><b>U.A.E. (Dubai)</b><br>LG Hausys, Ltd. Dubai Office<br>Dubai Internet City Building @3,<br>Dubai, United Arab Emirates<br>TEL : 971-4-553-1452<br><br><b>JAPAN (Tokyo)</b><br>LG Hausys, Ltd. Tokyo Office<br>Kyobashi Trust-Tower 14F, 2-1-3<br>Kyobashi, Chuo-ku, Tokyo, 104-0031, Japan<br>TEL : 81-3-5299-4535 | <b>VIETNAM (Ho Chi Minh)</b><br>LG Hausys, Ltd. Vietnam Office<br>L9-04,9 Flr, Vincom Center<br>Dong Khoi, 72 Le Thanh Ton Str,<br>Ben Nghe Wrd, Dist 1,HCMC<br>TEL : 84-28-3915-8909/10<br><br><b>INDONESIA (Jakarta)</b><br>LG Hausys, Ltd. Jakarta Office<br>Tower One at The City Center<br>(TCC) Batavia 18th Floor, Unit 2B<br>KH. Mas. Mansyur Kav. 126 Kel. Karet Tengsin,<br>Kec. Tanah Abang Jakarta Pusat-10220<br>TEL : 62-21-2967-5173 |
|---------------------------------------------------------------------------------------------------------------------------------------------------------------|-----------------------------------------------------------------------------------------------------------------------------------------------------------------------------------------------------------------------------------------------------------------------------------------------------------------------------------------------------------------------------------------------------------------------------------------------------------------------------|-----------------------------------------------------------------------------------------------------------------------------------------------------------------------------------------------------------------------------------------------------------------------------------------------------------------------------------------------------------------------------------------------------------------------------------------------------------|--------------------------------------------------------------------------------------------------------------------------------------------------------------------------------------------------------------------------------------------------------------------------------------------------------------------------------------------------------------------------------------------------------------------------------------------------------------------------------------------------------------------------------------|-----------------------------------------------------------------------------------------------------------------------------------------------------------------------------------------------------------------------------------------------------------------------------------------------------------------------------------------------------------------------------------------------------------------------------------------------------|

www.lghausys.com