



Life is not a straight line®

IT WASN'T NATURE THAT CREATED STRAIGHT LINES

It was the limitations of technology

In nature, there is no such thing as a right angle or a straight edge. Yet, when it comes to products, we work very hard to square off the curves, to correct the imperfections - because it's easier, because it's cheaper, because the products we create will fit with all the other squared-off things in our lives.

Beautiful materials don't fit in a box. The uniqueness, the personality, the love that nature gave us should show through.

Our mission is to break this cycle. Every product we produce, every project we participate in, every person we hire is a step towards this goal.





LIFE IS NOT A STRAIGHT LINE

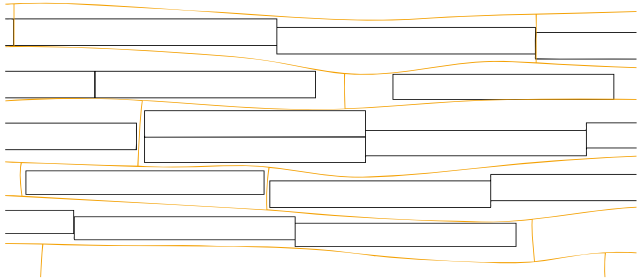
We strongly believe this to be a good thing. It's what makes life exciting and fun; it's where we can express our love of nature and life; it's where we can embrace and celebrate the twists and turns, the imperfections that make us who we are. At Bole we work hard to preserve and use the curves that nature gives us, in our products, in our work, in our lives. Our name comes from the old English word "bole", the trunk of a tree.





MORE FLOORS PER FOREST

Bolefloor is the world's first manufactured naturally curved hardwood flooring that follow a tree's natural growth. Our LiveEdge process manages and tracks each board from its raw-lumber stage through final installation. Our technology allows us to preserve the natural curves of the wood, thus minimizing waste and giving unique look to every floor.

A small ecological footprint and a natural look is achieved by processing every board individually with unique software-guided, advanced woodworking machinery. Bolefloor's optimization technology means saving natural resources. Not only is the surface aesthetically appealing but Bolefloor's innovations allow more floors per forest.



 Bolefloor  Ordinary straight boards





NO TWO ARE ALIKE

Our floors are manufactured in limited editions and are always custom made. Just like a fingerprint or a retina is unique to each person, so is Bolefloor for each project.

Each Bolefloor is tailor made per the customer's request and test assembled at least twice before shipping, to ensure the highest quality and a perfect match.

222133-2-11-1		222124-2-11-2		222153-2-10-3		221171-2-10-4	
221918-2-10-1		221927-2-10-2					
222221-2-9-1		221983-2-9-2		221950-2-9-3			
222001-2-8-1		222214-2-8-2		221881-2-8-3		221946-2-8-4	
222229-2-7-1		221928-2-7-2		221957-2-7-3		22205-2-7-4	
221951-2-6-1		221874-2-6-2				222017-2-6-3	
22197-2-5-1		221930-2-5-2		221970-2-5-3		22185-2-5-4	
221978-2-4-1		221920-2-4-2		221933-2-4-3			
222167-2-3-1		222005-2-3-2		221996-2-3-3		221986-2-3-4	
221929-2-2-1		221914-2-2-2		221912-2-2-3			
221909-2-1-1		221989-2-1-2		221896-2-1-3		221981-2-1-4	

Installation plan example






PICK A STYLE, ANY STYLE

It's not only about the curves. Picking the right wood, the right grade and even how it looks with finish creates endless variety.

Bolefloor comes in numerous wood species and various quality grades. Combining this with a myriad of finishing techniques and your ideas will make your floor even more unique.




BOLEFLOOR IS AVAILABLE IN



Oak



Walnut



Cherry

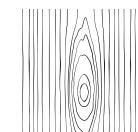


Ash

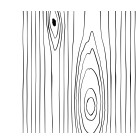


Thermo Ash


QUALITY GRADING



Select
No sapwood or dark knots.
Healthy knots and "cat paw"
present.



Natural
Sapwood and small dark
knots present, as well as
healthy knots and "cat paw".



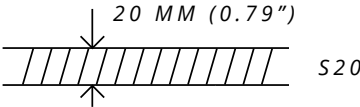
Rustic
Sapwood, dark knots and
filled cracks up to 2 mm
(0.079") in width can be
present.

Solid flooring is the soul of Bolefloor, but some conditions require an engineered solution. Bolefloor’s engineered product can be used over hydronic floor heating systems.

SOLID BOLEFLOOR S20



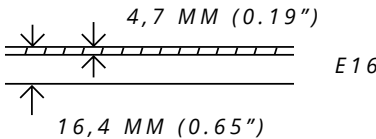
Overall thickness: 20 mm (0.79")
Length: 500 - 2950 mm (20" - 10')
Width: ca 100 - 350 mm (4" - 14")
Overall weight up to: 13,8 kg/m²



ENGINEERED BOLEFLOOR E16



Core layer: Baltic birch plywood
Overall thickness: 16,4 mm (0.65")
Length: 500 - 2950 mm (20" - 10')
Width: ca 100 - 450 mm (4" - 17.7")
Wear layer thickness: 4,7 mm (0.19")
Core layer thickness: 11,7 mm (0.46")
Overall weight up to: 11,8 kg/m²



BEVELS

Bolefloor is manufactured with 2 mm (0.079") bevels on the long edges and 1 mm (0.04") on short edges for natural looks. Upon request bevels can be ordered in 0 mm, 1 mm (0.04") and 2 mm (0.079"). Flooring ordered without bevels will be delivered as unfinished and has to be sanded at jobsite prior to finishing.



Boards with 2 mm (0.079") bevels on long edges and no bevels on short edges.



Boards with 2 mm (0.079") bevels on long edges and 1 mm (0.04") on short edges.



TECHNICAL CHARACTERISTICS

Unfinished flooring should be lightly sanded with 120 grit paper after installation for better oil or lacquer performance.

Factory finishing with natural hardwax oil or stained hardwax oil is available upon request. Bolefloor is strongly recommended to be installed glued down. The floor should be re-oiled once after installation for better durability. All Bolefloor products have tongue and groove on all four sides.

The technical specification of the product conforms with the requirements and contains the product compliance description pursuant to the EN 14342:2005+A1:2008 standard.

Bolefloor hereby confirms that the floorboards comply with the 89/106/EEC Directive for Construction Products.
Thermal transmittance: 0,15-0,17 λ (W/mK)
Fire resistance class: C -s1
Formaldehyde emission: E1

SPECIAL ORDERS

For special orders production can accommodate up to 6000 mm (20') lengths and up to 450 mm (17.7") in width for one board. When circumstances require, engineered Bolefloor can be produced in special thicknesses 13,4 mm (0.53") and 19,4 mm (0.76").

Please contact us for more technical details regarding product finishing and installation.



COLOURS, INSPIRED BY NATURE

Our finishing process and materials allow us to develop a wide range of colours and effects - from the subtlest of tints to the most colourful of flairs.

Inspired by the natural beauty of some of the world's greatest rivers, never straight but always giving life to people and the nature around them, we have selected some possible variations to get the imagination going.




Prut

Flowing through the varied landscapes in Europe, Prut feeds and powers three nations.
The dark hints of the wintery landscapes are a truly breathtaking sight.



Khong

As it cuts through the Sam Phan Bok rock canyons in Thailand, the mighty Khong seems to swallow the sunrise, exuding an almost golden, sandy glow.





Tungnaá

Flowing through the crevices of the volcanic marvel that is Iceland the Tungnaá takes on a frozen, almost silver hew.



Caño Cristales

Routinely referred to as the liquid rainbow, the Caño Cristales can produce some of the most vibrant colours. The red hue, given to it by the minerals in the riverbed, almost feels like it was not created on this planet.





Pedja

This river winds through the rolling pine and spruce forests of Estonia. As quiet, subtle and natural as it gets in this beautiful part of the world.

Wood is a product of nature - each tree has its own structure and individual colour combination.

The colours are indicative and variations in screen settings and printing may occur. Always check real life samples to be sure in chosen colour.



Mera



Semuc Champey



Memuru



Laeva



Noatak



Bruarfoss



Aragon



Fraser



Fitz Roy



Rio Grande



Godafoss



Rio Dulce



Tellico



Narmada

Wood is a product of nature - each tree has its own structure and individual colour combination.

The colours are indicative and variations in screen settings and printing may occur. Always check real life samples to be sure in chosen colour.

Wood is a product
of nature - each tree
has its own structure
and individual colour
combination.

The colours are indicative
and variations in screen
settings and printing may
occur. Always check real
life samples to be sure in
chosen colour.



Reshi



Serrano



Tara



Indigirka



Zambezi



Lena



Basgo



YOU DON'T STAY INSIDE, WHY SHOULD YOUR FLOORS

Boledeck allows you to extend your interior, onto the deck or any outdoor surface. 25 mm (0.98") thick thermo ash is perfect for outdoor use. Boledeck is prefinished at the factory to make installation easier and faster. The decking should be re-oiled after installation for better durability.

Please contact us for more technical details regarding decking parametrics and installation options.







UNIQUE ACCENTS TO MATCH AND COMPLEMENT YOUR INTERIOR

Our LiveEdge technology lets the natural curves of the wood shine on almost any surface and allows you to create subtle accents, like a matching table or walls – your ideas, your choices, your possibilities.

Please contact us for a quote and technical details.





REFERENCES

We have been creating unique designs for both homes and commercial spaces for half a dozen years now.

Here is a look at how some of our designs have been used to give you inspiration for your own ideas.
The sky is the limit.

Hotel Nira Montana
Italy





Skagen store
United Kingdom





Flinders Cafe
The Netherlands

Private apartment
Northern Europe





Hotel Kaisergarten
Germany



MF Sushi
Atlanta, United States



Private house
The Netherlands
Baltussen Parket

Villa Tres Marías
Mexico





Private apartment
Barcelona

Honestly Designed Interiors
Lilya Koschcheeva
Maria Stepanova





Private villa
Mexico

Private apartment
Estonia





SAP office
New York, United States



Award-winning kitchen
United Kingdom

BOLEFLOOR 
Bolefloor.com

BOLEFORM 
Boleform.com

BOLEDECK 
Boledock.com

To ensure your Bole products do not lose their natural beauty be sure to follow the maintenance guidelines on our webpage or contact our sales team for further instructions.

